



Lubrication Equipment and Fluid Handling Products

Alemite Product Catalog 2015



167 Roweland Drive
Johnson City, TN 37601
Toll Free U.S.: 866-4-Alemite
Toll Free Canada: 800-267-8022
International: 803-802-0001
Fax U.S.: 800-648-3917
Fax Canada: 800-267-2880
Fax International: 803-802-0192
www.alemite.com

LIT2015

PRODUCT CATALOG 2015

WWW.ALEMITE.COM



With a commitment to providing innovative products since 1918, Alemite has achieved an international reputation as a leader in high performance, high quality lubrication and fluid handling systems. Alemite products are used in manufacturing, construction, agriculture, automotive, pulp and paper, aircraft maintenance, marine and mining industries, providing maximum efficiency, productivity and reliability. Alemite has an extensive global sales network of distributors, supported by a strong company sales team. Our knowledgeable and experienced sales, technical and customer service staff, many of whom have extensive field experience, are experts in assisting customers with selecting the products and systems best suited for their needs.

The company continues to expand and improve its product line by designing and manufacturing products to serve new markets and applications. Alemite's stage gate product development process allows our development and manufacturing engineers to design products based on "voice of the customer" input, ensuring that we meet the needs of our customers. Alemite also provides custom-engineered solutions for specific applications as requested.

The Alemite quality process engages all employees in driving the goals of customer satisfaction and continuous improvement. This process is ISO/TS 16949:2002 certified, helping ensure we focus on these goals. Alemite products meet stringent laboratory and field testing for guaranteed performance and long life.



TABLE OF CONTENTS

Section	Page #
<i>Introduction</i>	3
1 <i>Grease Guns</i>	5
Battery Powered	
Professional	
Heavy Duty	
High Pressure	
Specialty	
Standard	
Accessories	
2 <i>Pumps</i>	22
Oil	
Grease	
Manual	
Chemical and Material Handling	
Diaphragm	
Electric	
Pump/Reel/Meter Package	
Accessories	
3 <i>Reels</i>	52
Heavy Duty	
Severe Duty	
Narrow Double Post	
High Capacity	
Shielded	
Specialty	
Accessories	
Large Capacity	
4 <i>Control Valves and Meters</i>	72
Electronic Meters	
Mechanical Meters	
Preset Meters	
Non-Metered Control Valves	
Lube Dispensing Stations	
Accessories	
5 <i>Industrial Fittings</i>	83
Threaded/Drive	
Carbon Steel/Monel/Stainless Steel	
Standard/Metric	
Specialty	
Vents/Breathers	
Couplers	
Accessories	
6 <i>Aerospace Fittings</i>	114
Carbon Steel - Zinc Plated	
Carbon Steel - Nickel Zinc Plated	
Monel	
Stainless Steel	

Section	Page #
7 <i>Fluid Management Systems</i>	118
RFC Plus, RFC	
Alemite FCS	
Alemite AFCS PC	
8 <i>Fluid Handling Equipment</i>	124
Combo Drain/Evacuator	
Drains	
Extractors	
Dispensers	
Diaphragm Pump Evacuation Kits	
Accessories	
9 <i>Diesel Fuel and Diesel Exhaust Fluid (DEF)</i>	130
1/3 HP Pump System	
Centrifugal Pump System	
12 V DC Pump Systems	
Bung Container Systems	
Diaphragm Pump	
Hose Reel	
Accessories	
10 <i>Compressed Air Components</i>	137
Filter/Regulators	
Lubricators	
Air Pressure Gauges	
Combination Packages	
Accessories	
11 <i>Single Point Lubricators</i>	142
Greasomatic®	
Easylube®	
Spring Driven	
Accessories	
12 <i>Lubrication Accessories</i>	147
Tie Down Kits	
Dollies	
Hand Trucks	
Lube Carts	
Accessories	
13 <i>Oil Mist Systems</i>	152
Contact Customer Service for a catalog or visit our web site at alemite.com	
14 <i>Example Product Configuration</i>	153
15 <i>Pump Performance Charts</i>	160
16 <i>Index</i>	170



GREASE GUNS



- ▶ Battery Powered
- ▶ Professional
- ▶ Heavy Duty
- ▶ High Pressure
- ▶ Specialty
- ▶ Standard
- ▶ Accessories

Alemite Grease Guns are built to perform in demanding applications. Unique, innovative designs ensure excellent performance, and strong attention to quality production provides maximum durability. With the most outstanding range of products offered, Alemite Grease Guns and Accessories will maximize your lubrication productivity.

BATTERY POWERED GREASE GUNS

Alemite cordless grease guns offer the highest grease delivery of any guns in the market – regardless of voltage. Our patented design featuring the motor in the handle provides excellent balance, and Alemite’s glass fiber reinforced housing is extremely durable and damage resistant.



596 Series

20 Volt Lithium-Ion

FEATURES:

- LCD with real-time information:
 - Grease meter
 - Grease level gauge
 - Battery capacity gauge
- Two flow rates:
 - High — 6 oz/min (170 g/min)
 - Low — 4 oz/min (113 g/min)
- 15 grease cartridges per battery charge
- LED flashlight with on/off control
- Ball and needle bearings
- Curved slot yoke optimizes mechanical efficiency
- Case-hardened piston for wear and bend resistance
- Ergonomic
 - Shape, weight and balance designed for less physical strain
 - Soft, comfortable grip
- Patented airflow management optimizes motor and transmission life

INCLUDES:

- 20V Grease Gun Battery (some models include two batteries)
- 20V Grease Gun Charger
- Built-in Flashlight (an optional flashlight is also available)

Product #	Li-Ion Battery			70-minute Charger	Pressure	Flow Rate		Cartridges per Battery Charge		Weight
	Quantity	Voltage	mAh			High	Low	High Speed	Low Speed	
596-A	1	20 V*	1500	110V/60Hz	10,000 psi (690 bar)	6.0 oz/min (170 g/min)	4.0 oz/min (113 g/min)	13	15	6.3 lb (2.9 kg)
596-B	2	20 V*	1500	110V/60Hz	10,000 psi (690 bar)	6.0 oz/min (170 g/min)	4.0 oz/min (113 g/min)	13	15	6.3 lb (2.9 kg)
596-C	1	20 V*	1500	220V/50Hz	10,000 psi (690 bar)	6.0 oz/min (170 g/min)	4.0 oz/min (113 g/min)	13	15	6.3 lb (2.9 kg)
596-D	2	20 V*	1500	220V/50Hz	10,000 psi (690 bar)	6.0 oz/min (170 g/min)	4.0 oz/min (113 g/min)	13	15	6.3 lb (2.9 kg)

* Maximum initial voltage without workload

BATTERY POWERED GREASE GUNS



18 Volt Lithium-Ion

FEATURES:

- Mechanical efficiency optimized by:
 - Curved slot yoke
 - Perfect alignment of piston and yoke
 - Motor fastened directly to housing
 - Ball and needle bearings
 - Aluminum die cast transmission case
- Optimized shape, weight and balance for comfortable grip and less physical strain
- Glass-fiber reinforced nylon housing for superior strength and resistance to impact
- Patented air flow management maximizes motor and transmission life
- Battery and stall indicators
 - Stall light indicates clogged fitting
 - Battery light indicates sufficient capacity for 3 grease cartridges
- One fully charged battery delivers up to 27 cartridges of grease
- Easy to prime at low temperature
- Durable ultra-flexible Kevlar reinforced hose with flashlight

INCLUDES:

- 18V Grease Gun Battery
- 18V Grease Gun Charger
- 18V Grease Gun Flashlight with Clip

595 Series

Product #	Input Charger	Battery	Pressure	Flow Rate	Hose Length	Weight
595-A	110V/60Hz	1 18V 3000 mAh	8,000 psi, 552 bar	6.0 oz/min	36 in, 91 cm	7.2 lb, 3.3 kg
595-B	110V/60Hz	2 18V 3000 mAh	8,000 psi, 552 bar	6.0 oz/min	36 in, 91 cm	7.2 lb, 3.3 kg
595-C	220V/50Hz	1 18V 3000 mAh	8,000 psi, 552 bar	6.0 oz/min	36 in, 91 cm	7.2 lb, 3.3 kg
595-D	220V/50Hz	2 18V 3000 mAh	8,000 psi, 552 bar	6.0 oz/min	36 in, 91 cm	7.2 lb, 3.3 kg

BATTERY POWERED GREASE GUNS



585 Series

14.4 Volt

FEATURES:

- Lightweight construction, ergonomic design and optional carrying strap reduce physical strain
- Patented automatic universal follower eliminates need to flip the follower when changing load method
- Chrome plated barrel for unmatched durability
- Powerful 1.9 ampere-hour battery
- One fully charged battery delivers up to 17 cartridges of grease at free flow.

Product #	Input Charger	Battery	Pressure	Flow Rate	Weight
585-A1	110V/60 Hz	1 14.4V 1900 mAh	10,000 psi, 690 bar	5.6oz/min, 159 g/min	7 lb, 3.2 kg
585-B1	110V/60 Hz	2 14.4V 1900 mAh	10,000 psi, 690 bar	5.6oz/min, 159 g/min	7 lb, 3.2 kg
585-C1	220V/50Hz (EU)	1 14.4V 1900 mAh	10,000 psi, 690 bar	5.6oz/min, 159 g/min	7 lb, 3.2 kg
585-D1	220V/50Hz (EU)	2 14.4V 1900 mAh	10,000 psi, 690 bar	5.6oz/min, 159 g/min	7 lb, 3.2 kg
585-E1	220V/50Hz (UK)	1 14.4V 1900 mAh	10,000 psi, 690 bar	5.6oz/min, 159 g/min	7 lb, 3.2 kg
585-F1	220V/50Hz (UK)	2 14.4V 1900 mAh	10,000 psi, 690 bar	5.6oz/min, 159 g/min	7 lb, 3.2 kg



575 Series

12 Volt

FEATURES:

- Lightweight construction, ergonomic design and optional carrying strap reduce physical strain
- Patented automatic universal follower eliminates need to flip the follower when changing load method
- Chrome plated barrel for unmatched durability
- Powerful 1.9 ampere-hour battery
- One fully charged battery delivers up to 13 cartridges of grease at free flow.

Product #	Battery	Pressure	Flow Rate	Weight
575-A1	1 12V 1700 mAh	6,500 psi, 448 bar	5.6oz/min, 159 g/min	6.8 lb, 3.1 kg
575-B1	2 12V 1700 mAh	6,500 psi, 448 bar	5.6oz/min, 159 g/min	6.8 lb, 3.1 kg
575-C1 (EU)	1 12V 1700 mAh	6,500 psi, 448 bar	5.6oz/min, 159 g/min	6.8 lb, 3.1 kg
575-D1 (EU)	2 12V 1700 mAh	6,500 psi, 448 bar	5.6oz/min, 159 g/min	6.8 lb, 3.1 kg

BATTERY POWERED GREASE GUN ACCESSORIES

Accessories including mobile chargers and grease meters maximize the productivity of your Alemite Battery Powered Grease Gun.



340913



339812



3530



340338

Product #	Description	Remarks
343291	Rechargeable Battery, 20V, Li-ION HD	For use with 596 Series
343151	Rechargeable Battery, 18V, 3000 mAh, Li-ION HD	For use with 595 Series
340911	Rechargeable Battery, 12V, 1700 mAh, NiCad	For use with 575 Series
340912	Rechargeable Battery, 14V, 1900 mAh, NiCad	For use with 585 Series
343152	1 Hour Battery Charger, 110V/60Hz, 18V	For use with 595-A or 595-B
343153	1 Hour Battery Charger (Europe), 220V/50Hz, 18V	For use with 595-C or 595-D
343289	1 Hour Mobile Car Charger	For use with 20V Li-Ion grease guns
343154	1 Hour Mobile Car Charger	For use with 18V Li-Ion grease guns
340913	1 Hour Battery Charger, 110V/60Hz, 12V and 14.4V	For US and 110V/60Hz regions
340914	1 Hour Battery Charger, 220V/50Hz, 12V and 14.4V	For Europe, Middle East and 220V/50Hz regions
340915	1 Hour Battery Charger, 220V/50Hz, 12V and 14.4V	For UK, Africa, Hong Kong and regions using UK 3 prong plug
340916	1 Hour Mobile Car Charger, 12V and 14.4V	Plugs into 12V DC vehicle accessory outlet
339812	Carrying Strap	Reduces fatigue, allows easy storage
340057	Tool Bag	Convenience and easy transport
340067	3/6" Hose Replacement	10,000 psi/ 690 bar working pressure, equipped with spring guards
340338	Relief Valve	Relieves pressure to ease coupler removal from fitting
343170	Flashlight (LED) with Clip	For use with any cordless grease gun
3530	Grease Meter	Adapter 340062 required
308730	Grease Coupler Replacement	10,000 psi/690 bar max. pressure
322610	Bulk Loader Fitting	For use with 596 Series
F331035	Grease Gun Holder	For wall mounting Professional and Standard Series grease guns


PROFESSIONAL SERIES

Alemite Professional Series Grease Guns are designed to consistently deliver excellent performance, and are known for their reliability and durability. Available in standard and high volume models, with 16 ounce or 24 ounce cylinder capacity.

Lever Guns



500



500-E



500-L

Product #	Description	Pressure	Delivery	Cylinder Capacity	Included Items
500	Lever Gun	10,000 psi	1 oz/21 strokes	16 oz	Rigid extension, coupler, loader fitting
500-E	Lever Gun with Hose	10,000 psi	1 oz/21 strokes	16 oz	18" flexible hose, coupler, loader fitting
500-L	Lever Gun, High Capacity	10,000 psi	1 oz/21 strokes	24 oz	Rigid extension, coupler, loader fitting

Pistol Grip Guns

FEATURES:

- Develops up to 7,500 psi pressure
- Simple, quick priming – heavy duty follower spring to maintain prime
- Exclusive dual leverage feature – volume or pressure mode
- Ergonomic, rugged cast handle
- Universal follower for cartridge and bulk use
- Reliable, long lasting coupler
- Bleeder valve



555



555-E

Product #	Description	Pressure	Delivery	Cylinder Capacity	Included Items
555	Pistol Grip Gun	7,500 psi	1 Oz/30 strokes (high volume mode)	16 Oz	Rigid extension and coupler
555-E	Pistol Grip Gun	7,500 psi	1 Oz/30 strokes (high volume mode)	16 Oz	18" flexible hose and coupler


Both models require 67 strokes to dispense 1 ounce of grease in high pressure mode.

PROFESSIONAL SERIES

High Volume Guns

FEATURES:

- Develops up to 1,800 psi pressure
- High output per stroke
- Patented follower allows cartridge or bulk loading without gun disassembly
- Cast iron head for durability
- Vinyl cover for a comfortable and sure grip
- 3 way loading (14 ounce cartridge, suction, or fast refill from Alemite Loader Pump)



4015-A4



4015-B4

Product #	Description	Pressure	Delivery	Cylinder Capacity	Included Items
4015-A4	Lever Gun, High Volume	1,800 psi	1 oz/7 strokes	16 oz	Rigid extension and coupler
4015-B4	Lever Gun, High Volume	1,800 psi	1 oz/7 strokes	24 oz	Rigid extension and coupler

HEAVY DUTY SERIES

Alemite Heavy Duty Series Grease Guns are made for the lubrication professional, providing guaranteed performance in severe conditions. Alemite Heavy Duty Grease Guns have die cast steel or cast iron heads, and rugged body and follower construction to meet the toughest lubrication challenges.


Heavy Duty - Lever

FEATURES:

- Develops up to 10,000 psi pressure
- Dual Lever mechanism allows for high volume output or high pressure delivery.
- Patented follower allows cartridge or bulk loading without gun disassembly
- Die cast steel head for exceptional durability
- Vinyl cover for a comfortable and sure grip
- 3 way loading (14 ounce cartridge, suction, or fast refill from Alemite Loader Pump)
- Bleeder valve
- Zinc plated finish
- Gun outlet – 1/8" NPTF



1056-S4



1056-SE4



1056-LE4

Product #	Description	Pressure	Delivery	Cylinder Capacity	Included Items
1056-S4	Lever Gun, Heavy Duty	10,000 psi	1 oz/16 strokes (high volume mode) 1 oz/25 strokes (high pressure mode)	16 oz	Extensions available
1056-SE4	Lever Gun, Heavy Duty	10,000 psi	1 oz/16 strokes (high volume mode) 1 oz/25 strokes (high pressure mode)	16 oz	Rigid extension and coupler
1056-LE4	Lever Gun, Heavy Duty	10,000 psi	1 oz/16 strokes (high volume mode) 1 oz/25 strokes (high pressure mode)	24 oz	Rigid extension and coupler

HEAVY DUTY SERIES

Heavy Duty - Extra Long Solid Lever

FEATURES:

- Develops up to 10,000 psi pressure
- Extra long solid lever for maximum leverage
- Large capacity 24 ounce cylinder
- Cast iron head for durability
- 3 way loading (14 ounce cartridge, suction, or fast refill from Alemite Loader Pump)
- Bleeder valve
- Zinc plated finish
- Gun outlet – ¼" NPTF



6243-J3



6243-J3E



6679-J3



6679-J3E

Product #	Description	Pressure	Delivery	Cylinder Capacity	Included Items
6243-J3	Lever Gun, Heavy Duty, Large Lever	10,000 psi	1 oz/20 strokes	24 oz	Check valve and loader fitting
6243-J3E	Lever Gun, Heavy Duty, Large Lever	10,000 psi	1 oz/20 strokes	24 oz	Rigid extension and coupler, loader fitting
6679-J3	Lever Gun, Heavy Duty, Large Lever	5,000 psi	1 oz/10 strokes	24 oz	Check valve and loader fitting
6679-J3E	Lever Gun, Heavy Duty, Large Lever	5,000 psi	1 oz/10 strokes	24 oz	Rigid extension and coupler, loader fitting

HIGH PRESSURE SERIES

Alemite High Pressure Series Grease Guns will develop up to 15,000 psi pressure, and are designed to perform in harsh environments. In addition to grease, they are suitable to dispense sealants and other similar fluids. All steel construction ensures long life and reliability.

High Pressure Guns

FEATURES:

- Develops up to 15,000 psi pressure
- Cast iron head for durability
- Dispense very viscous lubricants
- Extra long solid lever for maximum leverage
- Fast loading through loader fitting using Alemite Loader Pump
- Bleeder valve
- Zinc plated
- Gun outlet – 1/4" NPTF
- Available with gauge to allow monitoring of output pressure



6268-2



325540-1



325540-2

Product #	Description	Pressure	Delivery	Cylinder Capacity	Included Items
6268-2	Lever Gun, High Pressure	15,000 psi	1 oz/24 strokes	12 oz	N/A
325540-1	Lever Gun, High Pressure with Hose Assembly and Gauge	15,000 psi	1 oz/24 strokes	12 oz	Carrying strap, relief valve, giant button head coupler, 2 swivels (B52750, B52752), high pressure "T", gauge hose assembly and adapter
325540-2	Lever Gun, High Pressure with Hose Assembly and Gauge	15,000 psi	1 oz/24 strokes	12 oz	Carrying strap, Saf-T-Vent coupling, 2 swivels (B52750, B52752), high pressure "T", gauge hose assembly and adapter

SPECIALTY SERIES

Alemite Specialty Series Grease Guns provide an array of guns meeting unique requirements for special applications, building on Alemite's 90 years of leadership in grease gun design.



C600

Screw Type Guns

The original Alemite grease gun, designed for most types of pressure gun lubricants. Turning the screw handle dispenses a controlled amount of lubricant.

FEATURES:

- 8 ounce capacity
- Gun outlet – 1/8" NPTF
- Requires Alemite flexible extension with coupler (B6703-A)

Product #	Description	Pressure	Delivery	Cylinder Capacity
C600	Screw Type Compressor Gun	NA	NA	8 oz



F100

Pneumatic Guns

The Alemite Pneumatic Grease Gun offers simple, trouble free air operation with a trigger mechanism to dispense grease.

FEATURES:

- Develops up to 6,000 psi pressure
- Delivers 1 ounce per 7 cycles
- 3 way loading (14 ounce cartridge, suction, or fast refill from Alemite Loader Pump)
- Bleeder valve
- Rigid extension and coupler included

Product #	Description	Pressure	Delivery	Cylinder Capacity	Included Items
F100	Pneumatic Gun (No Count Flow)	6,000 psi	1 oz/7 cycles	16 oz	Rigid Extension and Coupler

Maximum inlet pressure of 100 psi.



F105

Suction Guns

The Alemite Suction Gun is used for draining non-corrosive lubricants.

FEATURES:

- 16 ounce capacity
- 12" flexible vinyl hose included

Product #	Description	Pressure	Delivery	Cylinder Capacity	Included Items
F105	Suction Gun	NA	NA	16 oz	12" Flexible Vinyl Hose

SPECIALTY SERIES

Oil Guns

Alemite's Heavy Duty Lever Oil Gun is specially designed for use with oil. The gun may be used to lubricate bearings, or to pre-charge hydraulic cylinders. Load the gun by pouring oil directly into the cylinder.

FEATURES:

- Develops up to 1,800 psi pressure
- Delivers 1 ounce per 7 strokes
- Large, 26 ounce capacity
- Buna-N seals are compatible with most oils
- Rigid extension and coupler included



4035

Product #	Description	Pressure	Delivery	Cylinder Capacity	Included Items
4035	Lever Oil Gun	1,800 psi	1 oz/7 strokes	26 oz	Rigid extension and coupler

STANDARD DUTY SERIES

Alemite Standard Duty Series Grease Guns are available in lever or pistol style, and are designed for most low and medium pressure applications.

Standard Lever Guns

FEATURES:

- Develops up to 4,500 psi (model F101) or 8,000 psi (model F106) pressure
- Rigid extension and coupler included



Product #	Description	Pressure	Cylinder Capacity	Included Items
F101	Lever Gun	4,300 psi	14 oz	Rigid extension and coupler
F106	Lever Gun	6,000 psi	14 oz	Rigid extension and coupler

Standard Pistol Grip Guns

FEATURES:

- Develops up to 4,500 psi (model F103) or 2,900 psi (model F104) pressure
- 2 way loading – cartridge or suction
- Includes rigid extension and coupler
- Mini Pistol Grease Gun (model F104) uses 3 ounce cartridges (B408, 3-pack) and is small enough to fit easily into a tool box or storage compartment



Product #	Description	Pressure	Cylinder Capacity	Included Items
F103	Pistol Gun	4,500 psi	14 oz	Rigid extension and coupler
F104	Pistol Gun, Mini	2,900 psi	3 oz	3 oz grease cartridge, rigid extension and coupler

GREASE GUN ACCESSORIES

Alemite offers a large selection of high quality accessories to ensure durable, reliable performance.

Rigid Extensions



6279



6638-B

FEATURES:

- Easy to use triple jaw hydraulic coupler ends for a superior seal – slight pushing action snaps jaws onto fittings
- Designed to allow wide 25° leak proof sealing angle
- Various lengths permit ease of attachment to hydraulic fittings
- Ends are 1/8" NPTF(m)

Product #	Length	Coupler	Extension	Use with Gun Model
6279	21"	6304-B	NA	All
B6638	6 3/4"	6304-B	53986	All
B6638-A	6 5/8"	308730	53986	All
6638-B	12 1/8"	308730	NA	All
54269	8"	6304-B	NA	6243-J3, 6679-J3
339570	6.56	308730	NA	Pistol Grip Guns

Extension Hoses



B337595-A1



317850-2

FEATURES:

- 1/8" NPTF(m) ends
- 12,000 psi burst pressure

Product #	Length	Working Pressure	Hose Type	Hose End
B337595-A1	12"	6,000 psi	Thermoplastic	1/8" NPTF(m)
B337595-B1	18"	6,000 psi	Thermoplastic	1/8" NPTF(m)
B317850-1	12"	4,800 psi	Elastomeric	1/8" NPTF(m)
317850-1F	18"	4,800 psi	Elastomeric	1/8" NPTF(m)
317850-2	24"	4,800 psi	Elastomeric	1/8" NPTF(m)
317850-3	36"	4,800 psi	Elastomeric	1/8" NPTF(m)

WARNING

For use with hand-operated grease guns only. The pressure rating on these hose assemblies applies when used with hand-operated grease pumping equipment ONLY, such as grease guns or bucket pumps. DO NOT use with power-operated equipment. Rupture of the hose can result in serious injury such as fluid injection into the flesh. For powered equipment, refer to adapters and swivel devices, which can be safely used where rapid pressure rises are encountered.

GREASE GUN ACCESSORIES

Hose Assemblies for Hydraulic Fittings



Product #	Length	Coupler	Hose	Working Pressure	Hose End
B6703-A	12"	308730	317850-I	4,800 psi	1/8" NPTF(m)
6703-B	18"	308730	317850-IF	4,800 psi	1/8" NPTF(m)
B6652-A	12"	6304-B	317850-I	4,800 psi	1/8" NPTF(m)
6654-A	18"	6304-B	317850-IF	4,800 psi	1/8" NPTF(m)

Hose Assemblies for Standard Button Head Fittings



Product #	Length	Coupler	Swivel	Hose	Working Pressure	Hose End
7089	12"	42030-A	301980	317850-I	4,800 psi	1/8" NPTF(m)

Hose Assemblies for Giant Button Head Fittings


Product #	Length	Coupler	Swivel	Hose	Working Pressure	Hose End
6704-A	12"	304300-A	301980	317850-I	4,800 psi	1/8" NPTF(m)
6704-B	18"	304300-A	301980	317850-IF	4,800 psi	1/8" NPTF(m)

WARNING

For use with hand operated grease guns only

GREASE GUN ACCESSORIES

Adapters, Extensions and Injector Needles



B6278



6248-1



B6783



B203




B6239



B201



B205



B200



6778



B6238



B336770

Product #	Description
B6278	Swivel Adapter, 10,000 psi working pressure
6248-1	Flexible Extension Adapter, 1 1/2" 1,000 psi working pressure
B6239	Hydraulic Push Type Adapter
B6238	90° Angle Adapter
B203	90° Angle Adapter
B201	Narrow Needle Nose Adapter, 1 1/2" Length
B202	Narrow Needle Nose Adapter, 4" Length
B6783	Needle Nose Adapter
B205	360° Adapter, 7,000 psi working pressure, 8 positions
6778	Rigid/Flexible Extension, 13 1/2", 5,000 psi working pressure
B336770	Injector Needle for sealed bearing and CV joints
B200	Injector Needle for sealed bearings

GREASE GUN ACCESSORIES

Loader Fittings and Couplers



B306740/ B322610

B306740 Loader Fitting

FEATURES:

- For use with light to medium weight lubricants
- One piece construction
- Includes medium ball check passage
- Fit grease guns with 1/8" NPTF(f) port in head – remove plug and install.

B322610

FEATURES:

- For use with heavy lubricants
- One piece construction
- Includes large ball check passage
- Fit grease guns with 1/8" NPTF(f) port in head – remove plug and install.



306741

306741

FEATURES:

- For installation on loader pumps
- Use with loader fittings B306740 and B322610
- 3/8" NPTF(m) thread

Other Grease Gun Accessories



F331035

F331035 Grease Gun Holder

FEATURES:

- For wall mounting Alemite Professional Series and Standard Series Grease Guns
- Corrosion resistant finish

B408 3 Ounce Grease Cartridges

FEATURES:

- Use with F104 Mini Pistol Grip Grease Gun
- 3 cartridges per package



- ▶ Oil
- ▶ Grease
- ▶ Manual
- ▶ Chemical & Material Handling
- ▶ Diaphragm
- ▶ Electric
- ▶ Pump/Reel/Meter Package
- ▶ Accessories

Alemite offers a selection of pumps to meet your fluid handling and dispensing needs. Each pump is designed to deliver reliable, consistent performance to keep your operation running smoothly.

OIL PUMPS

Alemite Oil Pumps are ideal for applications where fluids are piped to multiple outlets. Combined with Alemite Hose Reels, Dispensing Valves and Meters, Alemite Oil Pumps deliver motor oils, gear oils, cutting oils, hydraulic oils, machine coolants, automatic transmission fluids and a wide range of petroleum based fluids from tanks, drums, totes and pails. Alemite Oil Pumps can be used for bulk transfer or direct delivery from the original container.

Pneumatic RAM - Stationary

Alemite Stationary RAM Pumps deliver fast, quiet and efficient operation, and are rugged enough to handle challenging oil applications. RAM pumps are durable, and can operate at rates up to 20 gallons per minute.



9968

FEATURES:

- Handles fluids up to SAE 140
- Meets OSHA noise requirements (85dB)
- 3" diameter air motor
- Will mount to 1 1/2" suction pipe from remote tank (1" for model 9970)
- Recommended for piped installations of short to moderate length
- Easy serviceability
- 1/4" air inlet

Product #	Drum Size	Material Inlet	Material Outlet	Pump Ratio	Delivery	Bung Adapter	Weight
9916-A1	Stub	1 1/2" NPTF(f)	1/2" NPTF(f)	1:1	16 gpm	Integral	17 Lb.
9918-A	Stub	1 1/2" NPTF(f)	1/2" NPTF(f)	3:1	9 gpm	Integral	17 Lb.
9920	N/A	1" NPTF(f)	1" NPTF(f)	1:1	20 gpm	No	18 Lb.
9960	16 gallon	1 1/2" NPTF(f)	1/2" NPTF(f)	5:1	7 gpm	326750-B1	18 Lb.
9960-A ⁽¹⁾ ⁽²⁾	16 gallon	1 1/2" NPTF(f)	1/2" NPTF(f)	5:1	7 gpm	No	17 Lb.
9968	Stub	1 1/2" NPTF(f)	1/2" NPTF(f)	5:1	7 gpm	326750-B1	14 Lb.
9968-A	Stub	1 1/2" NPTF(f)	1/2" NPTF(f)	5:1	7 gpm	No	17 Lb.
9969-B ⁽²⁾	55 gallon	1 1/2" NPTF(f)	1/2" NPTF(f)	5:1	7 gpm	326750-B1	18 Lb.
9970	Stub	1" NPTF(f)	3/8" NPTF(f)	10:1	3.5 gpm	326750-E1	11 Lb.

⁽¹⁾ Includes drum cover

⁽²⁾ Includes downtube

OIL PUMPS

Pneumatic RAM - Portable

Alemite's Portable RAM Pump provides fast, quiet and efficient operation, and is recommended for use with gear oils.



FEATURES:

- 4 gallon per minute delivery (SAE 140 gear oil, 150 psi)
- Meets OSHA noise requirements (85dB)
- 3" diameter air motor
- Built in control valve holster, to keep hose and handle safely off of floor
- Steel dolly with durable casters
- Dispensing valve (included) designed for hard to reach areas, such as vehicle rear axles
- Easy serviceability
- 1/4" air inlet

INCLUDES:

- Drum Cover (338145)
- Control Valve (7492)
- 5 1/2' Material Hose (317813-5F)
- In line Electronic Meter (3679)
- Steel Dolly (316315-5)

Product #	Air Inlet	Drum Size	Pump Ratio	Delivery	Bare Pump	Weight
9961-1	1/4" NPTF(f)	16 gallon/120 Lb.	5:1	4 gpm	9968-A	40 Lb.

Pneumatic - Standard Duty

Alemite H-Pumps are designed for medium pressure industrial applications, featuring exceptional reliability and service life.



FEATURES:

- 2 7/16" diameter air motor
- Handles 10, 20 and 30W oils
- Will mount to 1 1/2" suction tube from remote tank
- Double toggle air valve trip mechanism prevents binding or stalling
- Corrosion resistant chrome finish on piston rods reduces packing wear
- Center flow, micro-lapped high pressure air valve provides very long life
- Self aligning, heavy acme threads provide safely locked linkage
- Requires appropriate downtube

343086 PACKAGE INCLUDES:

- 4:1 ratio Pump (8568-A4)
- Drum Dolly (316315-5)
- Electronic Meter (3673)
- 16 gal. Cover (338977)
- 7' Material Hose (317813-7)
- Filter/Regulator (7936)

Product #	Drum Size	Material Inlet	Material Outlet	Pump Ratio	Delivery	Bung Adapter	Weight
8568-A4	Stub	1 1/2" NPTF(f)	3/8" NPTF(f)	4:1	3 gpm	326750	14 Lb.

OIL PUMPS

Pneumatic - Industrial



7783-A4

FEATURES:

- 4 1/4" – 6" diameter air motor
- Recommended for pumping distances over 100 feet
- Includes Air Connector and Quick Detach Air Coupler
- Requires Bung Adapter, Cover and Muffler (not included, refer to table below)
- Requires appropriate downtube
- 3/4" air inlet and outlet

Product #	Drum Size	Material Inlet	Material Outlet	Pump Ratio	Delivery	Cover	Bung Adapter	Muffler	Weight
7783-A4	55 gallon	NA	1/2" NPTF(f)	6:1	10 gpm	323847-4	326750-B1	324170	55 Lb.
7783-C4	Stub	1 1/2" NPTF(f)	1/2" NPTF(f)	6:1	10 gpm	Varies with drum size*	326750-B1	324170	45 Lb.
7793-A1	55 gallon	NA	1/2" NPTF(f)	12:1	6.5 gpm	323847-4	326750-B1	324170	75 Lb.
7793-C	Stub	1 1/2" NPTF(f)	1/2" NPTF(f)	12:1	6.5 gpm	Varies with drum size*	326750-B1	324170	65 Lb.

* See page 44 and 45 for Cover information.

GREASE PUMPS

Alemite Grease pumps are designed to handle a wide range of applications, fluid viscosities and system pressures. Combined with Alemite Hose Reels, Dispensing Valves and Meters, Alemite Grease Pumps deliver lubricant from tanks, drums, totes and pails.

Pneumatic RAM - Stationary

Alemite Stationary RAM Pumps deliver fast, quiet and efficient operation. Capable of delivery up to 4.5 pounds per minute, RAM double acting grease pumps reduce line pulsation and allow lower operating pressure. They are designed for piped installations of moderate length.



9950-A1

FEATURES:

- 3" diameter air motor
- Recommended for piped installations up to 150 feet
- Meets OSHA noise requirements (85dB)
- Easy 360° adjustment of material outlet and air inlet
- May be used with or without lubricator
- Easy access air motor and spool – without removing downtube
- Flexible follower for straight or tapered containers
- Metric RAM pumps meet European CE standards
- Easy serviceability
- Air Inlet: 1/4" NPTF(f)

Product #	Drum Size	Material Outlet	Pump Ratio	Delivery	Follower	Cover	Weight
9940	120 Lb.	3/8" NPTF(f)	70:1	3.25 Lb./minute	338802	338371	28 Lb.
9949	400 Lb.	3/8" NPTF(f)	70:1	3.25 Lb./minute	338911	338163	32 Lb.
9950-I	120 Lb.	3/8" NPTF(f)	50:1	4.5 Lb./minute	338802	338371	19 Lb.
9950-A1	120 Lb.	3/8" NPTF(f)	50:1	4.5 Lb./minute	338802 (included)	338371 (included)	32 Lb.
9979	400 Lb.	3/8" NPTF(f)	50:1	4.5 Lb./minute	338911	338163	25 Lb.
9979-A	400 Lb.	3/8" NPTF(f)	50:1	4.5 Lb./minute	338911 (included)	338163 (included)	49 Lb.
9950-CI	20 Kg.	3/8" NPTF(f)	50:1	2.04 Kg./minute	338992	338982	18 Lb.
9950-I	50 Kg.	3/8" NPTF(f)	50:1	2.04 Kg./minute	338802	338371	19 Lb.
9950-DI	180 Kg.	3/8" NPTF(f)	50:1	2.04 Kg./minute	338911	338984	23 Lb.
9930	Bulk	3/8" NPTF(f)	50:1	4.5 Lb./minute	Not required	Not required	16 Lb.

GREASE PUMPS

Pneumatic RAM - Portable

Alemite's Portable RAM Pump provides fast, quiet and efficient operation. Many models come equipped with accessories required for quick, easy installation and set up.



FEATURES:

- 3" diameter air motor
- Meets OSHA noise requirements (85dB)
- Flexible follower for straight or tapered containers
- ¼" air inlet
- Easy serviceability

Product #	Drum Size	Material Outlet	Pump Ratio	Delivery	Follower	Cover	Bare Pump	Dolly	Weight
9911-A1*	35 Lb./70 Lb. Bulk	3/8" NPTF(f)	50:1	4.5 Lb./minute	337665**/338802**	323496-A4	9911-R1	393629	68 Lb.
9911-J*	35 Lb.	3/8" NPTF(f)	50:1	4.5 Lb./minute	337665	338166	9911-I	NA	29 Lb.
9911-H1*	35 Lb.	3/8" NPTF(f)	50:1	4.5 Lb./minute	337665	338166	9911-I	NA	25 Lb.
9911-Z1*	35 Lb.	3/8" NPTF(f)	50:1	4.5 Lb./minute	337665	338166	9911-I	338958	50 Lb.
9941	120 Lb.	3/8" NPTF(f)	70:1	3.25 Lb./minute	338802	338371	9940	316315-5	54 Lb.
9951-I*	120 Lb.	3/8" NPTF(f)	50:1	4.5 Lb./minute	338802	338371	9950-I	316315-5	50 Lb.
9951-S1*	120 Lb.	3/8" NPTF(f)	50:1	4.5 Lb./minute	338802	338371	9950-I	NA	37 Lb.
9951-T1*	120 Lb.	3/8" NPTF(f)	50:1	4.5 Lb./minute	338802	338371	9950-I	338958	57 Lb.
9911-HB1*	20 Kg.	3/8" NPTF(f)	50:1	2.04 Kg./minute	338992	338982	NA	338958 (not included)	50 Lb.
9911-HC1*	50 Kg.	3/8" NPTF(f)	50:1	2.04 Kg./minute	338993	338983	NA	338958 (not included)	50 Lb.
9911-C1	35 Lb.	3/8" NPTF(f)	50:1	2.04 Kg./minute	337665	338166 (included)	9911-I	NA	21 Lb.

* Includes control valve (6320-3), 7' material hose (317875-7) and Z swivel (52752)

** Must be purchased separately

GREASE PUMPS

Pneumatic Standard Duty - Stationary

Alemite H Pumps are designed for intermittent use in medium or high pressure industrial applications. Double acting H Pumps handle lightweight and fibrous lubricants.



8549-B1

FEATURES:

- Dynamic primer – ensures efficient handling of light to heavy multi-purpose greases
- 2-7/16 (50:1) - 3" (70:1) diameter air motor
- Double toggle air valve trip mechanism prevents binding or stalling
- Corrosion resistant chrome finish on piston rods reduces packing wear
- Center flow, micro-lapped high pressure air valve provides very long life
- Flexible follower for straight or tapered containers
- Self aligning, heavy acme threads provide safely locked linkage
- Recommended for moderate length pipe installations
- 1/4" air inlet
- Delivery in table based on NLGI #2 at 77°F, 150 psi

INCLUDED ITEMS (8540 SERIES):

- Pressurtrol (319800-1), to limit air supply to the pump when pressures reach designated level (factory set at 7,500 psi)
- Models 8549-B1 and 8559-B include Air Connector, Quick Detach Air Coupler and Bung Adapter

343084 PACKAGE INCLUDES:

- 120 lb. Drum Dolly (316315-5)

Product #	Material Outlet	Pump Ratio	Delivery	Follower	Container Size	Cover	Bare Pump	Weight
8549-C	3/8" NPTF(f)	70:1	1.8 Lb./minute	338911	400 Lb.	318040-4	331378-B1	35 Lb.
8549-B1	3/8" NPTF(f)	70:1	1.8 Lb./minute	338911	400 Lb.	318040-4	331378-B1	35 Lb.
8540-B	3/8" NPTF(f)	70:1	1.8 Lb./minute	338802	120 Lb.	338371	331378-A1	32 Lb.
8540-A1	3/8" NPTF(f)	70:1	1.8 Lb./minute	338802 (included)	120 Lb.	338371 (included)	331378-A1	35 Lb.
331378-E1	3/8" NPTF(f)	70:1	1.8 Lb./minute	338991	12.5 Kg	338981	NA	13.2 Kg.
331378-F1	3/8" NPTF(f)	70:1	1.8 Lb./minute	338991	12.5 Kg	338981	NA	13.6 Kg.
331378-H1	3/8" NPTF(f)	70:1	1.8 Lb./minute	338992	20 Kg	338982	NA	14.1 Kg.
8559-B	3/8" NPTF(f)	50:1	2.5 Lb./minute	338911	400 Lb.	318040-4	331380-B5	35 Lb.
8550-A1	3/8" NPTF(f)	50:1	2.5 Lb./minute	338802 (included)	120 Lb.	338371 (included)	331380-A5	35 Lb.
331380-E1	3/8" NPTF(f)	50:1	2.5 Lb./minute	338991	12.5 Kg	338981	NA	13.6 Kg.
331380-M1	3/8" NPTF(f)	50:1	2.5 Lb./minute	338992	20 Kg	338982	NA	14.1 Kg.
343084	3/8" NPTF(f)	50:1	2.5 Lb./minute	338802 (included)	120 Lb.	338371	331380-A5	54 Lb.
343085	3/8" NPTF(f)	50:1	2.5 Lb./minute	338911 (included)	400 Lb.	318040-4	331380-B5	48 Lb.

GREASE PUMPS

Pneumatic Standard Duty - Portable

Alemite Portable H Pumps are designed for intermittent use in medium or high pressure industrial applications, providing easy portability. Double acting H Pumps handle lightweight and fibrous lubricants.

FEATURES:

- 1/4" NPSI air inlet
- Versatile, durable pump which will deliver a range of light to heavy fluids



8541-5




8553-2

Product #	Material Outlet	Pump Ratio	Delivery	Follower	Container Size	Cover	Weight
8541-5	3/8" NPTF(f)	70:1	1.8 Lb./minute	338802 (included)	120 Lb.	338371	57 Lb.
8553-2	3/8" NPTF(f)	26:1	0.75 Gal/minute	NA	35 Lb.	338166	41 Lb.

GREASE PUMPS

Pneumatic Industrial

Alemite Industrial Pumps can deliver hard to pump fluids and viscous lubricants up to NLGI #3. Built for continuous duty, these double acting pumps are consistent, reliable, and maintain pressure over long distances.



7784-A4

7786-A5

FEATURES:

- 4 1/4" standard air motor (6" air motor for 7795-A5, 7795-B5, 7736)
- 7784-A4 is specifically designed for heavy gear oil and lubricants up to NLGI #1
- Tote tank pumps designed for horizontal mounting and space constraints
- Recommended for pumping distances over 100 feet
- 3/4" NPTF air inlet

INCLUDES:

- Air Connector
- Quick Detach Air Coupler
- Tote tank pumps include male 3" Cam Lock Adapter for mounting pump to bulk grease container

RECOMMENDED ACCESSORIES:

- Bung Adapter (326750-B1)
- Air Hose (317811-5)

Product #	Drum Size	Material Outlet	Pump Ratio	Delivery	Follower	Cover	Operating Pressure	Muffler	Material Hose	Weight
7784-A4	400 Lb.	1/2" NPTF(f)	25:1	32 lb./minute	338912	323847-4	200 psi	324170	317882-7	68.6 Lb.
7785-A5	400 Lb.	1/2" NPTF(f)	40:1	22 lb./minute	338912	323847-4	200 psi	324170	317882-7	77 Lb.
7785-B5	120 Lb.	1/2" NPTF(f)	40:1	22 lb./minute	338804	323800-4	200 psi	324170	317882-7	67 Lb.
7786-A5	400 Lb.	1/2" NPTF(f)	75:1	12 lb./minute	338912	323847-4	100 psi	324170	317882-7	69.4 Lb.
7786-C	120 Lb.	1/2" NPTF(f)	75:1	12 lb./minute	338804	323800-4	100 psi	324170	317882-7	66.6 Lb.
7795-A5	400 Lb.	1/2" NPTF(f)	80:1	13 lb./minute	338912	323847-4	100 psi	324170	317882-7	77 Lb.
7795-B5	120 Lb.	1/2" NPTF(f)	80:1	13 lb./minute	338804	323800-4	100 psi	324170	317882-7	74.6 Lb.
7735	Bulk	1/2" NPTF(f)	10:1	73 lb./minute	NA	NA	100 psi	324170	317813-5+ 339661	57 Lb.
7736	Bulk	1 1/4" NPTF(f)	11:1	86 lb./minute	NA	NA	100 psi	324170	317813-5+ 339661	70 Lb.
7730	Bulk	1/2" NPTF(f)	75:1	12.5 lb./minute	NA	NA	100 psi	324170	317876-5	62 Lb.

Note: Follower, Cover and Muffler sold separately.

GREASE PUMPS

Electric Grease Pump

Alemite's Electric Grease Pump – "Rockcrusher" – is designed for heavy duty industrial and mining applications, where compressed air or hydraulic service is not available.



7175-R4

FEATURES:

- 115V, 50/60 Hz ¾ HP motor
- 25' 3 wire electric cable
- Recommended for use with 25' of hose or less
- Helix arm assembly provides positive feed for thick lubricants at low pressures
- No follower plate required

INCLUDES:

- 10' Hose
- Z Swivel (B52752)
- Control Valve (6320-3)

Product #	Container Capacity	Maximum Pressure	Delivery	Weight
7175-R4	40 Lb.	5,000 psi (built in switch shuts off motor)	14 oz./minute (NLGI#1 grease, 70°F)	168 Lb.

GREASE PUMPS

Hydraulic

Alemite's Hydraulic Grease Pump provides a high quality, cost effective solution for delivering grease without the need for compressed air. Offered in configurations for 35 Lb., 120 Lb., and 400 Lb. containers, with or without flow controls, and optional vent return models for centralized lubrication systems, the Alemite Hydraulic Pump is an excellent choice for lubrication systems.



8700-A

FEATURES:

- Hydraulic powered
- Compact footprint
- Sturdy, reliable construction

Product #	Description/Container Size	Input Pressure	Output Pressure	Delivery	Input Flow	System Pressure	Max Hydraulic Fluid Temperature	Weight
8700-A	35 Lb.	600PSI	7500PSI	16oz/min	2.5GPM	3,500 psi max	200F	34 Lb.
8700-B	120 Lb.	600PSI	7500PSI	16oz/min	2.5GPM	3,500 psi max	200F	36 Lb.
8700-C	400 Lb.	600PSI	7500PSI	16oz/min	2.5GPM	3,500 psi max	200F	38 Lb.
8702-A	35 Lb. with vent return	600PSI	7500PSI	16oz/min	2.5GPM	3,500 psi max	200F	34 Lb.
8702-B	120 Lb with vent return	600PSI	7500PSI	16oz/min	2.5GPM	3,500 psi max	200F	36 Lb.
8702-C	400 Lb with vent return	600PSI	7500PSI	16oz/min	2.5GPM	3,500 psi max	200F	38 Lb.
8700-AI	35 Lb., with cover and follower	600PSI	7500PSI	16oz/min	2.5GPM	3,500 psi max	200F	37 Lb.
8700-BI	120 Lb., with cover and follower	600PSI	7500PSI	16oz/min	2.5GPM	3,500 psi max	200F	39 Lb.
8700-CI	400 Lb., with cover and follower	600PSI	7500PSI	16oz/min	2.5GPM	3,500 psi max	200F	41 Lb.
8702-AI	35 Lb. with vent return, cover and follower	600PSI	7500PSI	16oz/min	2.5GPM	3,500 psi max	200F	37 Lb.
8702-BI	120 Lb with vent return, cover and follower	600PSI	7500PSI	16oz/min	2.5GPM	3,500 psi max	200F	39 Lb.
8702-CI	400 Lb with vent return, cover and follower	600PSI	7500PSI	16oz/min	2.5GPM	3,500 psi max	200F	41 Lb.
340992	35 Lb., with control manifold	600PSI	7500PSI	16oz/min	2.5GPM	3,500 psi max	200F	46 Lb.
340993	120 Lb., with control manifold	600PSI	7500PSI	16oz/min	2.5GPM	3,500 psi max	200F	48 Lb.
340994	400 Lb., with control manifold	600PSI	7500PSI	16oz/min	2.5GPM	3,500 psi max	200F	50 Lb.
340997	35 Lb. with vent return and control manifold	600PSI	7500PSI	16oz/min	2.5GPM	3,500 psi max	200F	46 Lb.
340998	120 Lb with vent return and control manifold	600PSI	7500PSI	16oz/min	2.5GPM	3,500 psi max	200F	48 Lb.
340999	400 Lb with vent return and control manifold	600PSI	7500PSI	16oz/min	2.5GPM	3,500 psi max	200F	50 Lb.
340989	Control Manifold	NA	NA	NA	NA	NA	NA	10 Lb.
340558	Vent Valve	NA	NA	NA	NA	NA	NA	5 Lb.

MANUAL PUMPS

Alemite Manual Pumps are simple to operate and require no electricity or compressed air. Alemite offers a variety of models fitting 25 Lb. pails up to 400 Lb. drums.

Bucket Pumps



7181-4

7181 Series

FEATURES:

- Adjustable lever adapts pump to lubricant type and operating conditions
- Includes 2 check valves – one at the bottom located on rod, and a second valve mid-way in the tube for increased volume

RECOMMENDED ACCESSORIES:

- Hose Assembly (317854-5F)
- Portable Cart (6777-5)



7149-4

7149-T

7149 Series

FEATURES:

- Multi-Pressure capability
- Adjustable lever with 3 positions to adapt pump to lubricant type and operating conditions

RECOMMENDED ACCESSORIES:

- Hose Assembly – Hydraulic Narrow Fitting (322434)
- Hose Assembly – Giant Button Head (6615-G)
- Hose Assembly – Standard Button Head (6616-G)
- Portable Cart (6777-5)



6713-4

6713-4

FEATURES:

- High Pressure to deliver oil and grease up to NLGI #3.
- Manually operated pressure relief valve relieves pressure without removing connection to lubrication point

RECOMMENDED ACCESSORIES:

- Follower Plate (314898)
- Portable Cart (6777-5)
- Hose Assembly
- Button Head Coupler (319702)
- Swivel (B52750)
- Saf-T-Vent Coupling (310428)

MANUAL PUMPS

7531 Series

FEATURES:

- Delivers greases up to NLGI #3
- For use with standard or tapered pails
- Mounts directly to original 35 lb. container


7531-4

Product #	Description	Materials	Outlet	Capacity	Delivery per Stroke	Pressure	Included Items	Weight
7181-4	High Volume Bucket Pump	Oil, Grease	3/8" NPTF(f)	3.7 Gallons	1 oz.	up to 500 psi	Check valves, Container	19 Lb.
7181-K	High Volume Bucket Pump Assembly with Hose and Nozzle	Oil, Grease	3/8" NPTF(f)	3.7 Gallons	1 oz.	up to 500 psi		20 Lb.
7149-4	Multi Pressure Bucket Pump	Oil	3/8" NPTF(f)	5 Gallons	1/3 oz.	2,500 - 5,000 psi	Container	18 Lb.
7149-A4	Multi Pressure Bucket Pump Assembly	Oil	3/8" NPTF(f)	5 Gallons	1/3 oz.	2,500 - 5,000 psi	Hose Assembly (322434), Container	21 Lb.
7149-E4	Multi Pressure Bucket Pump Assembly	Oil	3/8" NPTF(f)	5 Gallons	1/3 oz.	2,500 - 5,000 psi	Hose and Coupler Assembly (6616-G), Buttonhead Fitting (A1188), Plug Button, Container	21 Lb.
7149-T	Multi Pressure Bucket Pump Assembly with Porta-Cart	Oil	3/8" NPTF(f)	5 Gallons	1/3 oz.	2,500 - 5,000 psi	Porta-Cart (6777-5), Container (7149-4)	32 Lb.
6713-4	High Pressure Bucket Pump	Oil, Grease (up to NLGI #3)	1/4" NPTF(f)	30 Lb.	0.0625 oz.	up to 15,000 psi	Container	
7531-4	Manual Grease Pump (for use with pails)	Grease (up to NLGI #3)	3/8" NPTF(f)	35 Lb.	0.20 oz.	up to 3,500 psi	Carrying Handle, 5' Hose and Coupler Assembly (322434), Flexible Follower Plate (337665) for use with standard or tapered pails	35 Lb.
7531-A4	Manual Grease Pump (for use with pails), metric	Grease (up to NLGI #3)	3/8" NPTF(f)	20 Kg.	0.20 oz.	up to 3,500 psi	Carrying Handle, 5' Hose and Coupler Assembly (322434), Flexible Follower Plate (337665) for use with standard or tapered pails, Cover (337729)	20 Kg.

MANUAL PUMPS

Loader Pumps - Grease

Alemite Grease Loader Pumps are used to fill loader fitting equipped grease guns quickly and efficiently. Loader Pumps reduce the chance for contaminants to be introduced into the grease container and lubrication points.



FEATURES:

- Pumps for 35 Lb., 120 Lb., and 400 Lb. containers
- Available with or without Cover and Follower Plate

Product #	Description	Drum Size	Delivery	Pressure	Included Items	Weight
7537-4	Volume Delivery Loader Pump	35 Lb. (standard or tapered pail)	1 Lb./6 strokes	500 psi	Cover (337729), Flexible Follower (338825), Loader Extension (317219), Loader Coupler (306741)	11 Lb.
7538-4	Volume Delivery Loader Pump	120 Lb.	1 Lb./6 strokes	500 psi	Cover (328245-4), Flexible Follower (338803), Loader Extension (317219), Loader Coupler (306741)	19 Lb.
7539-4	Volume Delivery Loader Pump	400 Lb.	1 Lb./6 strokes	500 psi	Recommended Items (Not Included): Drum Cover (318040-4), Follower Plate (338923), Dolly for 400lb. container (336899).	25 Lb.
7118-1	Standard Duty Loader Pump	25 Lb. and 35 Lb. pails	1 oz. per stroke	500 psi	Cover, Flexible Follower, Loader Coupler, Loader Fitting	6 Lb.

MANUAL PUMPS

Oil Dispensing Pumps

FEATURES:

- Compatible with oils and gear lubrication
- Attach directly to original container
- 2 lever positions to adjust delivery rate



7533-4



7534-4



7535-4



8570-5



8571-5



7117-1

Product #	Description	Drum Size	Outlet	Delivery	Included Items	Weight
7533-4	Dual Leverage Pump	5 Gallon	1/2" NPTF(f)	2.6 oz./stroke	5 1/2' Hose (317809-5F), Curved Nozzle (306610), Pail Cover	14 Lb.
7534-4	Dual Leverage Pump	16 Gallon	1/2" NPTF(f)	2.6 oz./stroke	5 1/2' Hose (317809-5F), Curved Nozzle (306610), Drum Cover	17 Lb.
7535-4	Dual Leverage Pump	55 Gallon	1/2" NPTF(f)	2.6 oz./stroke	5 1/2' Hose (317809-5F), Curved Nozzle (306610), 2" NPTF(m) Bung Adapter	13.8 Lb.
8570-5	Dual Leverage Pump	16 Gallon	1/2" NPTF(f)	2.6 oz./stroke	5 1/2' Hose (317809-5F), Curved Nozzle (306610), Drum Cover, In-Line Electronic Meter (3679), Dolly (316315-5)	33 Lb.
8571-5	Dual Leverage Pump	16 Gallon	1/2" NPTF(f)	2.6 oz./stroke	5 1/2' Hose (317809-5F), Curved Nozzle (306610), Drum Cover, In-Line Electronic Meter (3679), Filter (321203), Dolly (316315-5)	31.4 Lb.
7117-1	Standard Duty Pump	25 Lb. - 35 Lb. pails	1/4" NPTF	2.0 oz./stroke	5' Hose, Curved Nozzle, Pail Cover Assembly	6 Lb.
F7117	Oil Pump	25 Lb. - 35 Lb. pails	1/4" NPTF	2.0 oz./stroke	Same as 7117-1 except in Display Package	6 Lb.
F403	Hand Pump, Piston	5 Gallon	12 MM	2.3 oz./stroke	4' x 1/2" Hose, Non-Drip Nozzle	2 Lb.
F404	Plastic Pump, Siphon	55 Gallon	NA	7 gpm	4'5" x 22 MM (5/8") Hose	0.8 Lb.

MANUAL PUMPS

Alemite Manual Pumps are simple to operate and require no electricity or compressed air. Alemite offers a variety of models fitting 25 Lb. pails up to 400 Lb. drums.

Other Manual Pumps



6796 Telescoping Barrel Pump

FEATURES:

- Telescoping suction tube fits all containers up to 55 gallon drums
- Floating check valve allows liquids to drain back from pump when not in use



F406 Standard Duty Transfer Pump

FEATURES:

- Handles lubricants, solvents, industrial chemicals, additives and non-corrosive liquids



F401 Rotary Pump

FEATURES:

- Telescoping tube fits 16 and 55 gallon drums

Product #	Description	Drum Size	Delivery	Fluids	Weight
6796	Professional Duty Transfer Pump	up to 55 Gallons	12 oz. per stroke	Lubricants, solvents, thinners, automotive additives, chemicals, non-corrosive liquids	5 Lb.
F401	Rotary Pump	16 and 55 Gallons	8.5 oz. per stroke	Variety of petroleum products	15 Lb.
F406	Transfer Pump	15 to 55 Gallons	NA	Lubricants, solvents, industrial chemicals, additives and non-corrosive liquids	5.4 Lb.

CHEMICAL AND MATERIAL HANDLING PUMPS

Alemite Chemical and Material Handling pumps provide the capabilities and versatility needed for various applications. They are designed to deliver materials from original or bulk storage containers to the point of application.

Light Duty

Alemite Light Duty Class I Pumps are designed to handle fluids (<400 cp) such as diesel fuel and light oils, and are recommended for dispensing applications.



6799

Light Duty Pump

FEATURES:

- Quick, efficient transfer of large volume fluids
- Aluminum, stainless steel and nylon construction for compatibility with most fluids, including mild corrosives
- 1/4" air inlet
- Includes downtube for 55 gallon drums

Product #	Wetted Materials	Drum Size	Material Outlet	Seal Material	Pump Ratio	Free Flow per Minute	Cycles per Gallon	Weight
6799	Carbon Steel, Aluminum, Stainless Steel, Nylon	55 Gallon	1"	PTFE and Buna	1/3:1	30 Gallons	30	22 Lb.

CHEMICAL AND MATERIAL HANDLING PUMPS

Light - Medium Duty

Alemite Class 1 and 2 Pumps are designed to handle light to medium fluids (5 to 4,000 cp) such as inks, flavoring and oils. The double ball downtube ensures positive priming for reliable operation. Recommended for dispensing applications.



7880-C1

FEATURES:

- Stainless steel and carbon steel models suitable for pumping corrosive liquids
- 1/4" air inlet
- Stub pumps require downtube (included with 7216-4)

RECOMMENDED ACCESSORIES:

- Single Post Hoist (2741-4 or 2742-4) for models 7216-S3, 7216-4, 7880-C1. Requires Adapter Plate (322593)

Product #	Wetted Materials	Drum Size	Material Inlet	Material Outlet	Seal Material	Pump Ratio	Free Flow per Minute	Cycles per Gallon	Weight
7216-4	Carbon Steel	55 Gallon	NA	1" NPTF(f)	PTFE and Nylon II	1:1	14 Gallons	25	14 Lb.
7216-A4	Carbon Steel	55 Gallon	NA	1" NPTF(f)	PTFE and Nylon II	1:1	14 Gallons	25	18 Lb.
7216-S3	Stainless Steel	55 Gallon	1" NPTF(f)	1" NPTF(f)	PTFE	1:1	14 Gallons	25	22 Lb.
7216-B	Carbon Steel	55 Gallon	NA	3/8" NPTF(f)	Buna	2:1	7 Gallons	32	18 Lb.
7222-B4	Carbon Steel	Stub	1 1/2" NPTF(f)	1" NPTF(f)	Flouoroelastomer	1:1	14 Gallons	25	12 Lb.
7880-C1	Stainless Steel	Stub	1" NPTF(f)	3/8" NPTF(f)	PTFE	2.5:1	7 Gallons	38	14 Lb.

CHEMICAL AND MATERIAL HANDLING PUMPS

Light - Heavy Duty

Alemite Class 1, 2, and 3 Pumps are designed for pumping light to heavy fluids including coatings, oils, sealants and sound deadeners. Recommended for dispensing, extruding and spraying applications.

Stainless Steel Pump

FEATURES:

- Stainless steel construction and PTFE seals will tolerate pumping corrosive fluids
- 1/4" NPSI air inlet
- Versatile, durable pump which will deliver a range of light to heavy fluids

RECOMMENDED ACCESSORIES:

- Single Post Hoist (2741-4 or 2742-4)
- Adapter Plate (322593) for use with hoist

Product #	Wetted Materials	Drum Size	Material Outlet	Seal Material	Pump Ratio	Free Flow per Minute	Cycles per Gallon	Weight
7835-SDTRI	Stainless Steel	55 Gallons	3/4" NPTF(f)	PTFE	5:1	5 Gallons	25	44 Lb.

Medium - Heavy Duty

Alemite Class 2, 3 and 4 Pumps are designed for medium to heavy fluids and medium semi-fluids, including adhesives, sealants, dough and pastes. Power piston downtube combines the priming advantages of a ball check with the performance of an upper chop check to handle heavier loads. Recommended for dispensing, extruding and spraying applications.



7886-S5

FEATURES:

- Stainless steel construction and PTFE seals (model 7886-S5) will tolerate pumping corrosive fluids
- 3/4" NPTF(f) air inlet

Product #	Wetted Materials	Drum Size	Material Inlet	Material Outlet	Seal Material	Pump Ratio	Free Flow per Minute	Cycles per Gallon	Weight
7886-A5	Carbon Steel	400 Lb.	Material Inlet	1" NPTF(f)	Buna	11:1	13 Gallons	30	78 Lb.
7886-S5	Stainless Steel	400 Lb.	Material Inlet	1" NPTF(f)	PTFE	11:1	13 Gallons	30	82 Lb.

CHEMICAL AND MATERIAL HANDLING PUMPS

Undercoating Pumps

Alemite Undercoating Pumps spray materials using air atomizing or airless spray systems. Common applications include spraying adhesives, roof coatings, and similar uses.



331571-C5

FEATURES:

- Double toggle air valve trip mechanism prevents binding or stalling
- Corrosion resistant chrome finish on piston rods reduces packing wear
- 2 7/16" air motor
- 1/4" NPSI air inlet
- Material outlet 3/8" NPTF(f)

Product #	Description	Drum Size	Pump Ratio	Delivery	Included Items	Weight
331571-A5	Stationary H Pump	120 Lb.	26:1	5.25 Lb. / minute	NA	34 Lb.
331571-B5	Stationary H Pump	400 Lb.	26:1	5.25 Lb. / minute	NA	23 Lb.
331571-C5	Stationary H Pump	35 Lb.	26:1	5.25 Lb. / minute	NA	29 Lb.
8553-2	Portable H Pump	35 Lb.	26:1	5.25 Lb. / minute	Cover (338166), 25' Hose (317875-25), Z Swivel (B52752), Control Valve (6320-3)	50 Lb.

DIAPHRAGM PUMPS

Air Operated

Alemite Diaphragm Pumps are designed for both high volume transfer and dispensing a variety of low viscosity fluids including new oil, used oil, windshield washer fluid, antifreeze, and other materials. Refer to table below for specific pump compatibility.



8301



8324

Product #	Air Inlet	Description	Body Material	Diaphragm Material	Pressure	Material Inlet/Outlet	Delivery (GPM)	Recommended Fluids
8301	1/4"	1/4" Diaphragm Pump	Poly	PTFE	125 psi	1/4"	4	Windshield Washer Fluid, Antifreeze
8322	1/4"	1/2" Diaphragm Pump	Poly	Buna	100 psi	1/2"	14	Windshield Washer Fluid, Antifreeze, New/Used Oil, Most Water Based Chemicals
8322-A	1/4"	1/2" Diaphragm Pump	Aluminum	Buna	100 psi	1/2"	15	New/Used Oil
8322-B	1/4"	1/2" Diaphragm Pump	Poly	Santoprene	125 psi	1/2"	14	Windshield Washer Fluid, Antifreeze, Soaps, Cleaning Fluid, Non-petroleum Cleaning Chemicals
8322-C	1/4"	1/2" Diaphragm Pump	Poly	PTFE	125 psi	1/2"	14	Concentrates, Corrosives, Water Based Solvents, DEF
8322-D	1/4"	1/2" Diaphragm Pump	Aluminum	PTFE	125 psi	1/2"	15	More universally compatible with solvents, volatiles
8323	1/2"	1" Diaphragm Pump	Aluminum	Buna	125 psi	1"	45	New/Used Oil
8323-A	1/2"	1" Diaphragm Pump	Aluminum	PTFE	125 psi	1"	45	New/Used Oil
8325	1/2"	1" Diaphragm Pump - UL Listed	Aluminum	Buna	125 psi	1"	45	Antifreeze, New/Used Oil (UL Listed)
8327	1/2"	1" Diaphragm Pump - UL Listed	Aluminum	PTFE	125 psi	1"	45	Antifreeze, New/Used Oil (UL Listed)
8324	3/4"	1 1/2" Diaphragm Pump	Aluminum	Buna	125 psi	1 1/2"	106	Antifreeze, New/Used Oil
8329	3/4"	2" Diaphragm Pump	Aluminum	Buna	125 psi	2"	150	Antifreeze, New/Used Oil
8340	3/4"	3" Diaphragm Pump	Aluminum	Buna	125 psi	3"	235	Antifreeze, New/Used Oil

Accessories

343200 - Diaphragm Pump Pressure Relief Kit, 1/2"

343201 - Diaphragm Pump Pressure Relief Kit, 1"

ELECTRIC PUMPS

Electric Transfer Pumps

Alemite Electric Transfer Pumps transfer chemicals and other fluids from drums, tanks and totes.



340011

FEATURES:

- Designed to transfer a wide range of liquids
- Eliminates direct contact with aggressive chemicals, reduces risk for splashing
- No seals to wear out or replace
- Fast – empty a 55 gallon drum in 90 seconds (35 gallon/minute delivery)
- Light weight and portable
- Maximum viscosity is 1500 cps
- Pumps can “dry run” against a closed valve without damage


Product #	Description	Voltage	Weight
340011	Electric Pump Package, PP Nozzle and Downtube	115V	19 Lb.
340012	Electric Pump Package, PP Nozzle and Downtube	230V	19 Lb.

PUMP/REEL/METER PACKAGE

#343076 Tank Package



#343077 Tank Package



Product #	Included Items
343076	9968 RAM 5:1 Pump; 8078-D 1/2" x 50' Oil Reel; 3670 Electronic Meter, Rigid Extension, Auto Tip; 7936 1/4" Filter/Regulator
343077	9968 RAM 5:1 Pump; 8078-D 1/2" x 50' Oil Reel; 3671 Electronic Meter, Flexible Extension, Auto Tip; 7936 1/4" Filter/Regulator

Tank, air connecting hose and downtube must be purchased separately.

PUMP ACCESSORIES

Bearing Packers



6709-B4



6598-B



B-412

Product #	Bearing Size	Drum Size	Follower	Drum Cover	Weight
6709-A4	19/32" - 8"	120 Lb.	338803	328245-4	19 Lb.
6709-B4	19/32" - 8"	35 Lb.	338825	337729	15 Lb.
6598-B	3/4" - 6"	NA	NA	NA	4 Lb.
B412	3/4" - 6"	NA	NA	NA	2 Lb.

Drum Covers



338981

FEATURES:

- Durable – made with heavy gauge steel
- Drum cover flange provides rigidity and maintains solid position on drum
- Pump mounts in center of cover, and 3 thumb screws clamp over drum rim
- 324792-4 model allows side mounting, for use in lube trucks.

Product #	Drum Size	Use with Pump	Use	Height	Outer Diameter	Weight
338166	35 Lb.	RAM, Standard Duty	Grease	2.04"	12"	4.1 Lb.
338371	120 Lb.	RAM, Standard Duty	Grease	3.19"	14.88"	5.6 Lb.
338163	400 Lb.	RAM	Grease	1.50"	23.91"	5.6 Lb.
323800-4	120 Lb.	Industrial	Oil/Grease/Fluids	1.19"	14.88"	
323847-4	400 Lb. / 55 Gallon	Industrial	Oil/Grease/Fluids	3.50"	24.25"	19.4 Lb.
338145	16 Gallon	RAM 9960, 9968	Oil/Fluids	3.19"	14.88:	5.8 Lb.
324792-4	55 Gallon	Pumps with tie down kits	Oil/Fluids	1.81"	25.63"	18.4 Lb.
338981	12.5 Kg. (276 mm)	Metric Pumps	Grease	1.45"	10/87"	2.8 Lb.
338982	20 Kg. (315 mm)	Metric Pumps	Grease	1.71"	12.41"	3.2 Lb.
338983	50 Kg. (409 mm)	Metric Pumps	Grease	2.05"	16.09"	7.4 Lb.
338984	180 Kg. (619 mm)	Metric Pumps	Grease	1.57"	24.36"	13 Lb.

PUMP ACCESSORIES

Drum Covers - Bung Mount



338977

Product #	Drum Size	Use	Height	Outer Diameter	Bung Opening	Weight
338977	120 Lb. / 16 Gallon	Oil/Grease/Material	3.19"	14.88"	2" NPTF	6.2 Lb.
318040-4	400 Lb. / 55 Gallon	Oil/Grease/Material	1.57"	23.91"	2" NPTF	12.5 Lb.

Follower Plates



337665



338802



338803

Product #	Drum Size	Use with Pump	Tube Diameter	Outer Diameter	Weight
338801	120 Lb.	9950 Series	1 1/8"	14.14"	4.2 Lb.
338802	120 Lb.	RAM, Standard Duty	1 3/8"	14.14"	3.6 Lb.
338803	120 Lb.	Manual	1 5/8"	14.14"	3.6 Lb.
338804	120 Lb.	Industrial	2"	14.14"	3.6 Lb.
338911	400 Lb.	RAM, Standard Duty	1 3/8"	23.53"	11 Lb.
338912	400 Lb.	Industrial	2"	23.53"	11 Lb.
338923	400 Lb.	7539-4 (Manual)	1 5/8"	23.53"	11 Lb.
337665	35 Lb.	RAM (9911 Series)	1 1/8"	11.27"	1.7 Lb.
338825	35 Lb.	7537-4, 6709-B4 (Manual)	1 5/8"	11.27"	1.9 Lb.
338991	12.5 Kg. (270 mm)	Metric RAM, H and Super H	29 mm	10.63"	2 Lb.
338992	20 Kg. (330 mm)	Metric RAM, H and Super H	29 mm	12/99"	2.4 Lb.
338993	50 Kg. (390 mm)	Metric RAM, H and Super H	35 mm	15.35"	4 Lb.
338911	180 Kg. (597 mm)	Metric RAM, H and Super H	35 mm	15.35"	10.7 Lb.
314898	30 Lb.	6713-4 (Manual)	7/8"	8.44"	1.6 Lb.

PUMP ACCESSORIES

Strainers - Lubricant



380372-B1

Product #	Description	Inlet	Outlet	Element Product #	Element Porosity	Weight
380372-B1	Grease, Y Type	1/2" NPTF(f)	1/2" NPTF(f)	328628	138 micron	2.3 Lb.
380372-A1	Oil, Y Type	1/2" NPTF(f)	1/2" NPTF(f)	384847	40 micron	2.3 Lb.
339683	Waste Oil, T Type	1" NPTF(f)	1" NPTF(f)	NA	16 mesh	1 Lb.

Strainers - Pump Tube



326463-B1

Product #	Use with Pump	Weight
326432	Industrial Heavy Duty	0.7 Lb.
326463-B1	RAM 9911, 9950, 9979 and 9940 Series, Standard Duty	0.3 Lb.

Bung Adapters



326750-B1


FEATURES:

- Cast iron construction
- 2" NPTF male to fit standard container openings

Product #	Use with Pump	Tube Size	Weight
326750	RAM and Standard Duty	1 3/8"	1.6 Lb.
326750-B1	Industrial, Material	2"	1.6 Lb.
326750-E1	7537 Series	1 5/8"	1.6 Lb.

PUMP ACCESSORIES

Pump Hoists



7818-F5



2741-4



2742-4



2743-4

Product #	Description	Included Items	Comments	Additional Comments		Weight	Used With Pump #
				Pump Model	Adapter Req'd		
7818-F5	Bridge Hoist	Guide rods, drum retaining mechanisms, vacuum break, pump air hose assemblies and follower (327690)	Dimensions: 69 1/4" H (lowered) x 42 1/2" W x 27 3/16" D (107" H raised) Air inlet: 3/4" NPTF(f) Maximum pressure: 200 psi	7785-A5 7786-A5 7886-A5	327247 327247 330976	370 Lb.	7785-A5 7786-A5 7889-C
2741-4	Single Post Pump Hoist	Hoist, Cover assembly	Height: 62 1/8" (lowered), 98 5/8" (raised) Air inlet: 1/4" NPTF (f) Maximum pressure: 150 psi Recommended Accessory: Adapter plate (322593) adapts cover assembly to bung mounted pumps	Alemite Industrial Pumps mount directly to the cover assembly		75 Lb.	7784-A4 7785-A5 7786-A5 7795-A5
2742-4	Single Post Pump Hoist	Hoist, Bracket assembly	Height: 62 1/8" (lowered), 98 5/8" (raised) Air inlet: 1/4" NPTF (f) Maximum pressure: 150 psi Recommended Accessory: Follower plate (327242) for Class III, IV, and V materials (400 Lb.)	Alemite Industrial Pumps mount directly to the bracket assembly		75 Lb.	7784-A4 7785-A5 7786-A5 7786-C 7795-A5 7795-B5
2743-4	Single Post Pump Hoist	Hoist, Hanger assembly	Height: 62 1/8" (lowered), 98 5/8" (raised) Air inlet: 1/4" NPTF (f) Maximum pressure: 150 psi	Alemite Industrial Pumps suspended from hoist hanger with either the pump's eye bolt or the stud furnished with hoist		70 Lb.	

Some pumps may require a plate and an adapter. Check with Technical Services or Customer Service.

PUMP ACCESSORIES

Pump Hose Assemblies - Manual High Volume and Multi-Pressure

FEATURES:

- Single wire braid construction
- Use with manual grease pump, high volume and multi-pressure bucket pumps

Product #	Use with Pump	Coupling Thread Size	Hose ID	Maximum Working Pressure	Hose Length	Weight
317853-5	Manual grease pump, high volume bucket pump, multi-pressure bucket pump	1/8" NPTF(m) x 3/8" NPTF(m)	1/4"	4,400 psi	5'	0.9 Lb.
317854-5F	Manual grease pump, high volume bucket pump, multi-pressure bucket pump	3/8" NPTF(m) x 3/8" NPTF(f)	3/8"	3,200 psi	5 1/2'	1.7 Lb.
317854-10	Manual grease pump, high volume bucket pump, multi-pressure bucket pump	3/8" NPTF(f)	3/8"	3,200 psi	5 1/2', 10'	NA

Pump Hose Assemblies - All Manual and High Pressure

FEATURES:

- Use with all manual pumps, including high pressure manual bucket pumps, except for 6713-4.

Product #	Use	Coupler	Hose	Hose Length	Swivel	Check Valve	Adapter	Weight
6615-G	Giant Button Head Fittings	304300	317854-5F	5 1/2'	51219	46405	NA	0.5 Lb.
6616-G	Standard Button Head Fittings	42030	317854-5F	5 1/2'	51219	46405	NA	2.5 Lb.
6617-K	Hydraulic Fittings	6304-C	317854-10	10'	NA	NA	NA	3.4 Lb.
322434	Hydraulic Fittings	308730-A	317853-5	5'	NA	NA	NA	1 Lb.

Wall Brackets

Product #	Use with Pump	Weight
325749	RAM 9916-A1, 9918-A, 9968, 9970, 8568-A4	3.7 Lb.
328190-B4	7783 Series, 7793 Series	10.1 Lb.
343283	Diaphragm Evacuation Pump	10.5 Lb.
343172	Kit, Small Wall Mount Bracket, Universal Diaphragm Pump	
343173	Kit, Large Wall Mount Bracket, Universal Diaphragm Pump	



325749



343283



PUMP ACCESSORIES

Downtubes

Alemite Downtubes are for use with stub pumps in tank or drum applications. They are produced using PVC, and versions are available for use with or without the low-level cut off (Alemite part # 321206).

Used with Pump	16-Gal. V-Cut	55-Gal. V-Cut	250-Gal. V-Cut	275-Gal. V-Cut
7222-B4	338147-10 (17.25")	338147-3 (25.67")	338147-1 (21.75")	338147-4 (33.50")
7880-C1	338370-1 (22.25")	338370-2 (28.75")	338370-2 (28.75")	NA
7783-C4	NA	338147-1 (21.75")	338147-1 (21.75")	338147-8 (30.25")
7793-C	NA	338147-1 (21.75")	338147-1 (21.75")	338147-8 (30.25")
8568-A4	338147-10 (17.25")	338147-3 (25.67")	338147-1 (21.75")	338147-4 (33.50")
9916-A1	338147-3 (25.67")	338147-4 (33.50")	338147-8 (30.25")	338147-9 (41.75")
9918-A	338147-3 (25.67")	338147-4 (33.50")	338147-8 (30.25")	338147-9 (41.75")
9968	338147-1 (21.75")	338147-2 (28.25")	338147-3 (25.67")	338147-7 (35.56")
9970	338370-1 (22.25")	338370-2 (28.75")	338370-2 (28.75")	NA

These downtubes can be added to stub pumps in tanks and drums using low-level cut off (Alemite part # 321206).

Used with Pump	16-Gal. Ext.	55-Gal. Ext.	250-Gal. Ext.	275-Gal. Ext.
7222-B4	NA	338246-3 (21.75")	NA	NA
7880-C1	NA	338362-4* (24.50")	338362-4* (24.50")	NA
8568-A4	NA	338246-3 (21.75")	NA	NA
9916-A1	338246-3 (21.75")	NA	NA	338246-5 (36.78")
9918-A	338246-3 (21.75")	NA	NA	338246-5 (36.78")
9968	NA	NA	338246-3 (21.75")	NA
9970	NA	338362-4* (24.50")	338362-4* (24.50")	NA

IMPORTANT INFORMATION

* These tubes are made of 1" wrought steel pipe.



PUMP ACCESSORIES

Additional Accessories

Product #	Description
301980	Swivel
306586	Tire Gauge
317850-1	12" Whip Hose
321206	Low Level Shut Off
340062	Grease Meter Adapter Kit 575 & 585 To Use 3530-
340276	Swivel Assembly For 7371, 7372
340349	Insert, Coupler, BPG Grubber - Nitrile 70 Duro
340741	Switch, Speed Control
343172	Kit, Small Wall Mount Bracket, Universal Diaphragm Pump
343173	Kit, Large Wall Mount Bracket, Universal Diaphragm Pump
391421	Air Pressure Gauge
41531	Male Adapter
42763	Pipe Coupling
42802	Pipe Coupling
51219	Swivel
6067-1	Hi-Lo Adapter
6239	Push Type Adapter Use B6239
6278	Hydraulic Extension
6764-4	Drum Carrier
6783	Adapter, Bulk Packed
7542	Hose Assembly
A908-A	Hose with Pin Coupler
B308730	Coupler
B6304-B	Hydraulic Coupler Blister Pack
B6304-C	Hydraulic Coupler Blister Pack
B6509-D	Swivel Coupler Blister Pack
B6509-E	Swivel Coupler Blister Pack

Additional Hoses

Product #	Description	Coupling Specification	Hose ID
317811-100	Hose LP	1/2" x 1/2"(m)	1/2"
317813-1	Hose MP	1/2" x 1/2"(m)	1/2"
317813-100	Hose MP	1/2" x 1/2"(m)	1/2"
317813-80	Hose MP	1/2" x 1/2"(m)	1/2"
317860-1	Hose MP	1/4" x 1/4"(m)	1/4" x 12"
317882-2	Hose HP	3/8" x 3/8"(m)	3/8"
317898-5	Hose Suction	3/4"(m) x 1"(m)	3/4"



- ▶ Heavy Duty
- ▶ Severe Duty
- ▶ Narrow Double Post
- ▶ High Capacity
- ▶ Shielded
- ▶ Specialty
- ▶ Accessories
- ▶ Large Capacity

Alemite reels are the standard for quality and durability in the lubrication industry. High attention to detail in material selection, construction and testing ensure that Alemite reels perform well – every time – providing a key component in a safe and efficient operation.

HEAVY DUTY REELS

Alemite Heavy Duty Reels set the industry standard for reliable, rugged performance in tough work environments. Engineered for optimum performance and safety, Alemite Heavy Duty Reels are appropriate for a wide range of demanding applications.



8078 series

FEATURES:

- Superior Performance – Swivel and reel ball bearings reduce torque load on power spring for smooth retraction every time.
- Anti-Lockout Design – Ratchet prevents lockup when hose is fully extended, eliminating the need to manually release the pawl at the reel.
- Corrosion Resistant – Sealed bearings prevent contamination and minimize maintenance, a critical performance factor in dirty environments.
- Easy Installation and Maintenance – Factory lubricated one piece power spring cassette makes installation and maintenance safe and easy.
- Durable – Heavy metal arbor design withstands extreme stress and eliminates breakage associated with non-metal and light weight metal arbors.
- Adjustable and Versatile – 5 position guide arm allows hose to release at an optimum position. Narrow design allows for efficient use of available space.
- Compatibility – Oil, grease, air, water

INCLUDED ITEMS:

- Hose Reel, Hose, Hose Stop, Union & Connecting Hose

Oil

Product #	Bare Reel #	Color	Max Pressure	Delivery Hose Specification	Connecting Hose #	Connecting Hose Inlet	Delivery Hose Outlet	Weight
8078-C	7335-B	Maroon	1,500 psi	1/2" x 30' (317813-30)	317813-2	1/2" NPTF(m)	1/2" NPTF(m)	58 Lb.
8078-D	7335-B	Maroon	1,500 psi	1/2" x 50' (317813-50)	317813-2	1/2" NPTF(m)	1/2" NPTF(m)	58 Lb.
8078-DBL	7135-A	Blue	1,500 psi	1/2" x 50' (317813-50)	317813-2	1/2" NPTF(m)	1/2" NPTF(m)	58 Lb.
8078-DBK	7135-B	Black	1,500 psi	1/2" x 50' (317813-50)	317813-2	1/2" NPTF(m)	1/2" NPTF(m)	58 Lb.
8078-DW	7135-C	White	1,500 psi	1/2" x 50' (317813-50)	317813-2	1/2" NPTF(m)	1/2" NPTF(m)	58 Lb.
7335-B	7335-B	Maroon	1,500 psi	NA	NA	NA	NA	50 Lb.

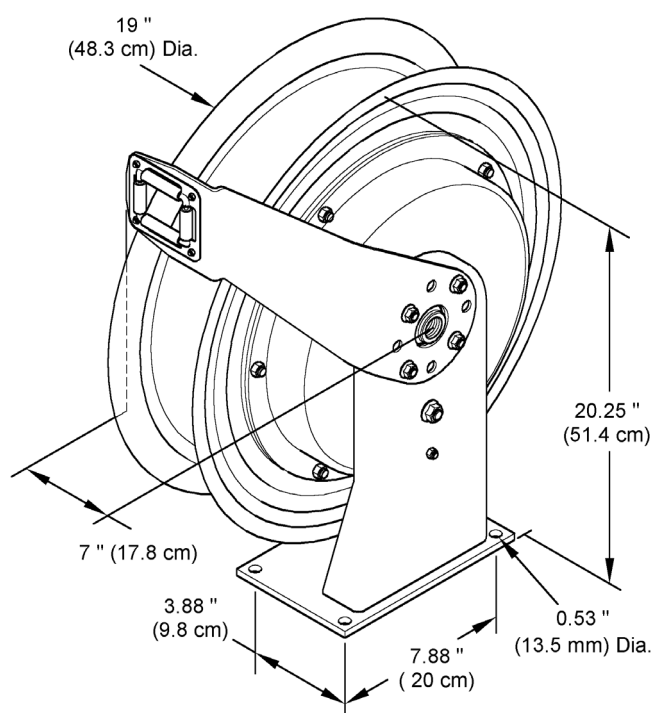
HEAVY DUTY REELS

Grease

Product #	Bare Reel #	Color	Max Pressure	Delivery Hose Specification	Connecting Hose #	Connecting Hose Inlet	Delivery Hose Outlet	Weight
8078-A	7334-B	Maroon	6,400 psi	1/4" x 30' (317874-30)	317876-2	3/8" NPTF(m)	1/4" NPTF(f)	56 Lb.
8078-B	7334-B	Maroon	6,000 psi	1/4" x 50' (317874-50)	317876-2	3/8" NPTF(m)	1/4" NPTF(f)	59 Lb.
8078-T	8078-T	Maroon	6,400 psi	3/8" x 50' (317870-50)	317882-2	3/8" NPTF(m)	1/4" NPTF(f)	63 Lb.
8078-BBL	7134-A	Blue	6,000 psi	1/4" x 50' (317874-50)	317876-2	3/8" NPTF(m)	1/4" NPTF(f)	59 Lb.
8078-BBK	7134-B	Black	6,000 psi	1/4" x 50' (317874-50)	317876-2	3/8" NPTF(m)	1/4" NPTF(f)	59 Lb.
8078-BW	7134-C	White	6,000 psi	1/4" x 50' (317874-50)	317876-2	3/8" NPTF(m)	1/4" NPTF(f)	59 Lb.
7334-B	7334-B	Maroon	6,400 psi	NA	NA	NA	NA	50 Lb.

Air/Water

Product #	Bare Reel #	Color	Max Pressure	Delivery Hose Specification	Connecting Hose #	Connecting Hose Inlet	Delivery Hose Outlet	Weight
8078-E	7336-B	Maroon	300 psi	3/8" x 30' (317803-30)	317811-2	1/2" NPTF(m)	1/4" NPTF(m)	51 Lb.
8078-F	7336-B	Maroon	300 psi	3/8" x 50' (317803-50)	317811-2	1/2" NPTF(m)	1/4" NPTF(m)	53 Lb.
8078-M	7335-B	Maroon	300 psi	1/2" x 50' (317811-50)	317811-2	1/2" NPTF(m)	1/2" NPTF(m)	61 Lb.
8078-FBL	7136-A	Blue	300 psi	3/8" x 50' (317803-50)	317811-2	1/2" NPTF(m)	1/4" NPTF(m)	53 Lb.
8078-FBK	7136-B	Black	300 psi	3/8" x 50' (317803-50)	317811-2	1/2" NPTF(m)	1/4" NPTF(m)	53 Lb.
8078-FW	7136-C	White	300 psi	3/8" x 50' (317803-50)	317811-2	1/2" NPTF(m)	1/4" NPTF(m)	53 Lb.
7336-B	7336-B	Maroon	300 psi	NA	NA	NA	NA	50 Lb.



SEVERE DUTY REELS

Tough jobs require tough equipment. Alemite Severe Duty Reels are designed to deliver maximum strength and durability in harsh working conditions. The thicker, fully welded base plate provides solid stability for mobile applications, and weather resistant gaskets and O-rings protect internal components from corrosion.



8078 series

FEATURES:

- Superior Performance – Swivel and reel ball bearings reduce torque load on power spring for smooth retraction every time.
- Anti-Lockout Design – Ratchet prevents lockup when hose is fully extended, eliminating the need to manually release the pawl at the reel.
- Corrosion Resistant – Sealed bearings and weather resistant sealing components prevent contamination and minimize maintenance, a critical performance factor in dirty environments.
- Easy Installation and Maintenance – Factory lubricated one piece power spring cassette makes installation and maintenance safe and easy.
- Durable – Heavy metal arbor design withstands extreme stress and eliminates breakage associated with non-metal and light weight metal arbors. Thicker, fully welded base plate ensures off road stability.
- Adjustable and Versatile – 5 position guide arm allows hose to release at an optimum position. Narrow design allows for efficient use of available space.
- Compatibility – Oil, grease, air, water, fuel

INCLUDED ITEMS:

- Hose Reel, Hose, Hose Stop, Union & Connecting Hose

Oil

Product #	Bare Reel #	Max Pressure	Delivery Hose Specification	Connecting Hose #	Connecting Hose Inlet	Delivery Hose Outlet	Weight
8078-P	7335-C	1,500 psi	1/2" x 30' (317813-30)	317813-2	1/2" NPTF(m)	1/2" NPTF(m)	58 Lb.
8078-H	7335-C	1,500 psi	1/2" x 50' (317813-50)	317813-2	1/2" NPTF(m)	1/2" NPTF(m)	60 Lb.
7335-C	7335-C	1,500 psi	NA	NA	NA	NA	50 Lb.

Grease

Product #	Bare Reel #	Max Pressure	Delivery Hose Specification	Connecting Hose #	Connecting Hose Inlet	Delivery Hose Outlet	Weight
8078-N	7334-C	6,000 psi	1/4" x 30' (317874-30)	317876-2	3/8" NPTF(m)	1/4" NPTF(f)	58 Lb.
8078-G	7334-C	6,000 psi	1/4" x 50' (317874-50)	317876-2	3/8" NPTF(m)	1/4" NPTF(f)	61 Lb.
7334-C	7334-C	6,000 psi	NA	NA	NA	NA	50 Lb.

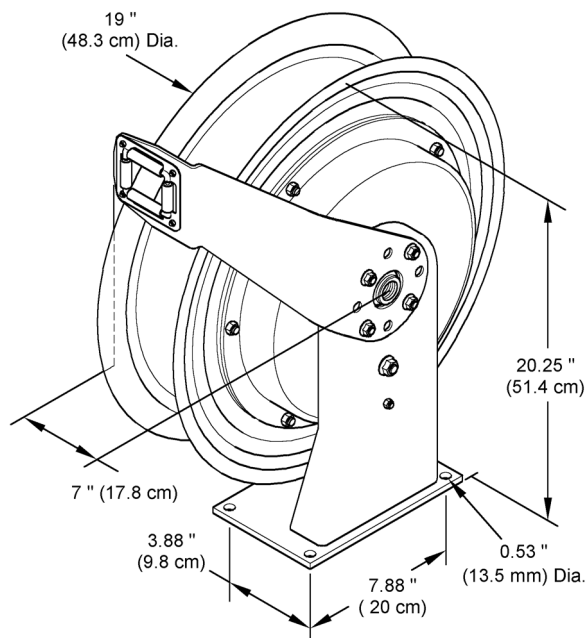
SEVERE DUTY REELS

Air/Water

Product #	Bare Reel #	Max Pressure	Delivery Hose Specification	Connecting Hose #	Connecting Hose Inlet	Delivery Hose Outlet	Weight	Air Coupler	Air Adapter
8078-R	7336-C	300 psi	3/8" x 30' (317803-30)	317811-2	1/2" NPTF(m)	1/4" NPTF(m)	53 Lb.	328030	328034
8078-J	7336-C	300 psi	3/8" x 50' (317803-50)	317811-2	1/2" NPTF(m)	1/4" NPTF(m)	55 Lb.	328030	328034
7336-C	7336-C	300 psi	NA	NA	NA	NA	43.8 Lb.	NA	NA

Fuel

Product #	Bare Reel #	Max Pressure	Delivery Hose Specification	Connecting Hose #	Connecting Hose Inlet	Delivery Hose Outlet	Weight
8078-K	7337-C	300 psi	3/4" x 30' (317868-30)	317868-2	3/4" NPTF(m)	3/4" MPTF(m)	71 Lb.
7337-C	7337-C	300 psi	NA	NA	NA	NA	52.8 Lb.



NARROW DOUBLE POST REELS

Alemite Narrow Double Post Reels provide the rugged, reliable performance of an Alemite Reel, with a narrower design to fully optimize space efficiency. The dual arm design provides increased strength and stability in demanding off road applications.



8081 Series

FEATURES:

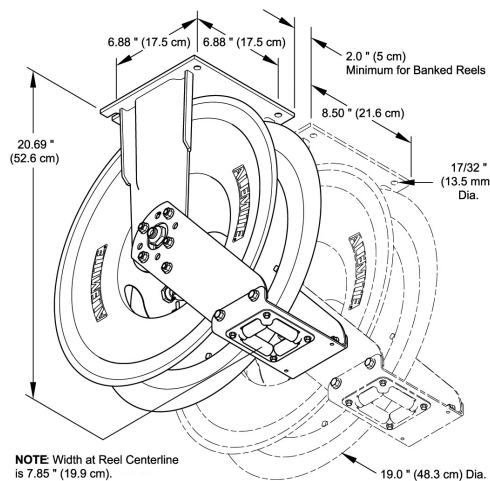
- Narrow Design – 8.5" wide, for better space utilization.
- Superior Performance – Swivel and reel ball bearings reduce torque load on power spring for smooth retraction every time.
- Anti-Lockout Design – Ratchet prevents lockup when hose is fully extended, eliminating the need to manually release the pawl at the reel.
- Corrosion Resistant – Sealed bearings prevent contamination and minimize maintenance, a critical performance factor in dirty environments.
- Easy Installation and Maintenance – Factory lubricated one piece power spring cassette makes installation and maintenance safe and easy.
- Durable – Heavy metal arbor and dual arm design withstand extreme stress and eliminate breakage associated with non-metal and light weight metal arbors.
- Adjustable and Versatile – 5 position guide arm allows hose to release at an optimum position. Narrow design allows for efficient use of available space.
- Compatibility – Oil, grease, air, water, fuel, hydraulic fluid

INCLUDED ITEMS:

- Hose Reel, Hose, Hose Stop, Union

Oil

Product #	Bare Reel #	Max Pressure	Delivery Hose Specification	Reel Inlet	Delivery Hose Outlet	Weight
8081-C	7371	1,800 psi	NA	1/2" NPSM(m)	1/2" NPTF(m)	71 Lb.
8081-D	7371	1,800 psi	NA	1/2" NPSM(m)	1/2" NPTF(m)	74 Lb.
7371	7371	1,800 psi	NA	1/2" NPSM(m)	NA	57.2 Lb.



**NARROW DOUBLE POST REELS****Grease**

Product #	Bare Reel #	Max Pressure	Delivery Hose Specification	Reel Inlet	Delivery Hose Outlet	Weight
8081-A	7370	6,500 psi	1/4" x 30' (317874-30)	3/8" NPSM(m)	1/4" NPTF(f)	71 Lb.
8081-B	7370	6,500 psi	1/4" x 50' (317874-50)	3/8" NPSM(m)	1/4" NPTF(f)	72 Lb.
8081-J	7370	4,000 psi	3/8" x 50' (317870-50)	3/8" NPTF(m)	1/4" NPTF(f)	72 Lb.
7370	7370	6,500 psi	NA	3/8" NPTF(m)	NA	58.4 Lb.

Air/Water

Product #	Bare Reel #	Max Pressure	Delivery Hose Specification	Reel Inlet	Delivery Hose Outlet	Weight
8081-E	7372	300 psi	3/8" x 40' (317803-40)	1/2" NPSM(m)	1/4" NPTF(m)	62 Lb.
8081-F	7372	300 psi	3/8" x 50' (317803-50)	1/2" NPSM(m)	1/4" NPTF(m)	64 Lb.
8081-G	7371	300 psi	1/2" x 50' (317811-50)	1/2" NPSM(m)	1/2" NPTF(m)	68.6 Lb.
7372	7372	300 psi	NA	1/2" NPSM(m)	NA	55 Lb.

Fuel

Product #	Bare Reel #	Max Pressure	Delivery Hose Specification	Reel Inlet	Delivery Hose Outlet	Weight
8081-K	7373	300 psi	3/4" x 30' (317868-30)	3/4" NPSM(m)	3/4" NPTF(m)	75 Lb.
7373	7373	300 psi	NA	3/4" NPSM(m)	NA	61 Lb.

HIGH CAPACITY REELS

Alemite High Capacity Reels offer high volume delivery in the most extreme outdoor conditions. The high capacity flow passage reduces fill rate time, improving efficiency and helping reduce cost.



8080-B

FEATURES:

- Superior Performance – Swivel and reel ball bearings reduce torque load on power spring for smooth retraction every time.
- Anti-Lockout Design – Ratchet prevents lockup when hose is fully extended, eliminating the need to manually release the pawl at the reel.
- Corrosion Resistant – Sealed bearings prevent contamination and minimize maintenance, a critical performance factor in dirty environments. Sealed rollers eliminate contamination which can bind hose guide rollers.
- Easy Installation and Maintenance – Factory lubricated one piece power spring cassette makes installation and maintenance safe and easy. Outlet port swivel nut makes installing delivery hose quick and easy.
- Strong and Stable – Double arm design provides extra support for a larger hose during use. Four corner bolt hole pattern on outside of base provides extra stability.
- Compatibility – Oil, air, water, fuel

INCLUDED ITEMS:

- Hose Reel, Delivery Hose and Hose Stop

Oil

Product #	Bare Reel #	Max Pressure	Delivery Hose Specification	Reel Inlet	Delivery Hose Outlet	Weight
8080-B	7341	1,500 psi	1/2" x 80' (317813-80)	1/2" NPTF(f)	1/2" NPTF(m)	146 Lb.
8080-H	7341	1,500 psi	1/2" x 100' (317813-100)	1/2" NPTF(f)	1/2" NPTF(m)	150 Lb.
7341	7341	1,500 psi	NA	1/2" NPTF(f)	1/2" NPTF(m)	124 Lb.

Grease

Product #	Bare Reel #	Max Pressure	Delivery Hose Specification	Reel Inlet	Delivery Hose Outlet	Weight
8080-A	7340	6,000 psi	3/8" x 80' (317870-80)	3/8" NPTF(m)	1/4" NPTF(f)	150 Lb.
7340	7340	6,000 psi	NA	3/8" NPTF(m)	1/4" NPTF(f)	123 Lb.

HIGH CAPACITY REELS

Air/Water

Product #	Bare Reel #	Max Pressure	Delivery Hose Specification	Reel Inlet	Delivery Hose Outlet	Weight
8080-C	7341	300 psi	1/2" x 80' (317811-80)	1/2" NPTF(f)	1/2" NPTF(m)	115 Lb.
8080-D	7341	300 psi	1/2" x 100' (317811-100)	1/2" NPTF(f)	1/2" NPTF(m)	125 Lb.

Fuel

Product #	Bare Reel #	Max Pressure	Delivery Hose Specification	Reel Inlet	Delivery Hose Outlet	Weight
8080-E	7342	1,000 psi	3/4" x 50' (317868-50)	1" NPTF(f)	3/4" NPTF(f)	145 Lb.
8080-F	7342	1,000 psi	3/4" x 70' (317868-70)	1" NPTF(f)	3/4" NPTF(f)	155 Lb.
8080-G	7342	1,000 psi	1" x 50' (317869-50)	1" NPTF(f)	1" NPTF(f)	165 Lb.
8080-J	7342	150 psi	1" x 50' (339634-50)	1" NPTF(f)	1" NPTF(f)	165 Lb.
7342	7342	1,000 psi	NA	1" NPTF(f)	NA	119 Lb.

Includes Ball Stop Oil/Air/Water/Fuel - 1.25", 50' Hose Max.

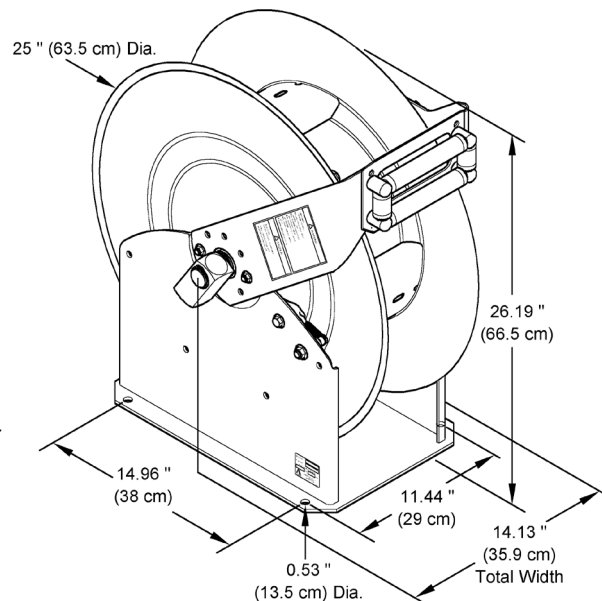
Product #	Bare Reel #	Max Pressure	Reel Inlet	Delivery Hose Outlet	Weight
7345	7345	300 psi	1 1/2" NPTF(f)	1 1/4" NPTF(f)	125 Lb.

Includes Ball Stop Oil/Air/Water/Fuel - 1.5", 50' Hose Max.

Product #	Bare Reel #	Max Pressure	Reel Inlet	Delivery Hose Outlet	Weight
7346	7346	300 psi	1 1/2" NPTF(f)	1 1/2" NPTF(f)	125 Lb.



7345



SHIELDED REELS

Alemite Shielded Reels are ideal for when your workplace is in view of customers and a clean appearance is expected. These reels offer looks and performance to meet the needs of your shop. Placed together in a bank, Alemite Shielded Reels feature a track system for easy installation.



8079-A
(shown with required
339372 cabinet kit)

FEATURES:

- Stain and impact resistant ABS polymer side panels
- Attractive casing for enhanced professional look
- Track system for quick and easy installation
- Roller guides attached to the hose reel for convenient servicing
- Compatibility – Oil, grease, air, water

Oil

Product #	Bare Reel #	Max Pressure	Delivery Hose Specification	Connecting Hose #	Connecting Hose Inlet	Delivery Hose Outlet	Weight
8079-C	7335-D	1,500 psi	1/2" x 30' (317813-30)	317813-2	1/2"(m)	1/2"(m)	73 Lb.
8079-D	7335-D	1,500 psi	1/2" x 50' (317813-50)	317813-2	1/2"(m)	1/2"(m)	75 Lb.
7335-D	7335-D	1,500 psi	NA	NA	NA	NA	50 Lb.

Grease

Product #	Bare Reel #	Max Pressure	Delivery Hose Specification	Connecting Hose #	Connecting Hose Inlet	Delivery Hose Outlet	Weight
8079-A	7334-D	6,000 psi	1/4" x 30' (317874-30)	317876-2	3/8"(m)	1/4"(f)	73 Lb.
8079-B	7334-D	6,000 psi	1/4" x 50' (317874-50)	317876-2	3/8"(m)	1/4"(f)	76 Lb.
7334-D	7334-D	6,000 psi	NA	NA	NA	NA	50 Lb.

SHIELDED REELS

Air/Water

Product #	Bare Reel #	Max Pressure	Delivery Hose Specification	Connecting Hose #	Connecting Hose Inlet	Delivery Hose Outlet	Weight
8079-E	7336-D	300 psi	3/8" x 30' (317803-30)	317811-2	3/8"(m)	1/4"(f)	68 Lb.
8079-F	7336-D	300 psi	3/8" x 50' (317803-50)	317811-2	3/8"(m)	1/4"(f)	70 Lb.
7336-D	7336-D	300 psi	NA	NA	NA	NA	50 Lb.

Cabinets

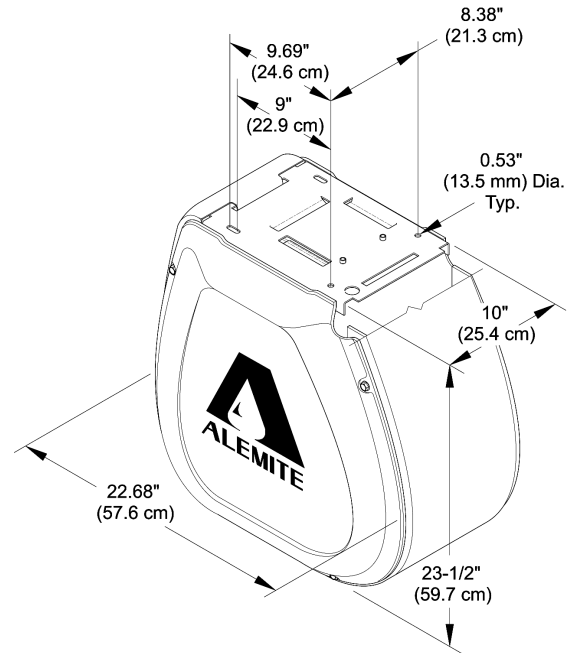
Product #	Description	Weight
7331	Cabinet Kit for 1 cabinet hose reel	10.5 Lb.
339371	End panels for 1 bank of cabinet hose reels	5.4 Lb.
339368	Strut for single reel installation	0.5 Lb.



7331



339371



IMPORTANT INFORMATION

NOTE: When ordering shielded reels, the cabinets and panels must be ordered separately as shown in the Cabinets table above. Order a separate cabinet for each reel. The reel product number only includes the reel and hose specified. It does not include the cabinets or panels.

SPECIALTY REELS

Alemite offers a selection of specialty reels to deliver expected high quality Alemite performance into your specific application.

Oxygen/Acetylene

Alemite Oxygen/Acetylene Reels are designed to safely handle volatile elements and to improve the safety of your welding or cutting operation with efficient, neat handling and storage of loose hose.



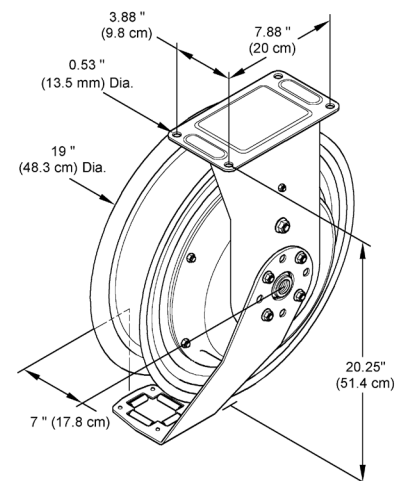
8071-A

FEATURES:

- Superior Performance – Swivel and reel ball bearings reduce torque load on power spring for smooth retraction every time.
- Anti-Lockout Design – Ratchet prevents lockup when hose is fully extended, eliminating the need to manually release the pawl at the reel.
- Corrosion Resistant – Sealed bearings prevent contamination and minimize maintenance, a critical performance factor in dirty environments.
- Easy Installation and Maintenance – Factory lubricated one piece power spring cassette makes installation and maintenance safe and easy.
- Durable – Heavy metal arbor design withstands extreme stress and eliminates breakage associated with non-metal and light weight metal arbors.
- Adjustable and Versatile – 5 position guide arm allows hose to release at an optimum position. Narrow design allows for efficient use of available space.
- Compatibility – Oxygen/Acetylene only.
- UL listed.

Oxygen/Acetylene

Product #	Bare Reel #	Delivery Hose Spec	Oxy and Ace Inlets	Delivery Hose Connections	Weight
8071-A	7338-B	1/4" x 30' (339539-30)	1/4" NPTF(f)	9/16-18"(f)	54 Lb.
8071-B	7338-B	1/4" x 50' (339539-50)	1/4" NPTF(f)	9/16-18"(f)	56 Lb.
7338-B	7338-B	NA	1/4" NPTF(f)	9/16-18"(f)	44 Lb.
8071-D	7338-C	1/4" x 50' (339539-50)	1/4" NPTF(f)	9/16-18"(f)	57 Lb.
7338-C	7338-C	NA	1/4" NPTF(f)	9/16-18"(f)	50 Lb.



SPECIALTY REELS

Power Cord Reels

Alemite Light and Electric Cord reels keep your cords within reach, but safely out of the way, to improve safety, convenience and productivity.



Product #	Cord Size	Cord Length	Volts	Amperes	Outlet	Weight
7260	12 gauge	45'	115V	20 amp	Duplex with GFCI	30 Lb.
7261	10 gauge	50'	115V	35 amp	RV Plug	47 Lb.
7262-A	12 gauge	40'	115V	15 amp	Triple	15 Lb.
7262-B	16 gauge	50'	125V	10 amp	Triple	13 Lb. (5.8 kg)

Air/Water - Compact Reels



FEATURES:

- 52' of 5/16" diameter polyurethane delivery hose
- Spring-driven retractable hose
- Mounting bracket pivots for ease of use
- Includes hose stop, inlet and outlet hose, and low pressure swivel assembly
- Compatibility – Water, washer fluids, antifreeze

Product #	Inside Diameter	Max Pressure	Length	Thread Size Inlet/Outlet	Reel Port Inlet Swivel/Outlet	Temperature Range
8051-1	5/16"	218 psi	52'	1/4" NPT(f) / 1/4" NPT(m)	3/8" NPT(f) / 1/4" NPT(m)	23°F to 104°F

Hand Crank Reels

Alemite Hand Crank Reels are designed for heavy duty industrial or out door use, where long hose lengths are important.



FEATURES:

- Adjustable spool rotation drag eliminates hose backlash
- Permanently lubricated dual main bearings
- Full flow shaft and ball bearing swivel
- Lock pin to prevent spool rotation when not in use
- Nickel plated swivel with flouroelastomer O-ring seals
- Unitized spool construction, with steel drum
- Vibration proof self locking fasteners ensure assembly integrity
- Temperature operating range (-20°F to 250°F, -29°C to 121°C)
- Easily convertible to power drive – motor mounting at either end of reel
- Compatibility – Oil, water, other fluids

Product #	Max Pressure	Max Hose Capacity	Reel Inlet	Reel Outlet	Weight
7350	1,000 psi	1/2" x 100'	1/2" NPT(f)	1/2" NPT(f)	12 Lb.

HOSE REEL ACCESSORIES

Hose Reel Hose Stops

Product #	Hose ID	Weight
337437	.318" to .846"	0.2 Lb.
339538	.530" (twin line)	0.3 Lb.
339389	1.06" to 1.30"	0.3 Lb.
339389-1	1.39" to 1.55"	0.8 Lb.
339389-2	1.06" to 1.38" (fuel hose)	0.8 Lb.




337437

SWIVELS

Grease

Product #	Thread	Configuration	PSI Rating	Weight
B52750	1/4" NPTF x 1/2"-27	Straight	10,000 psi	0.3 Lb.
B52751	1/4" NPTF x 1/2"-27	90°	10,000 psi	0.6 Lb.
B52752	1/4" NPTF x 1/2"-27	Z-Type	10,000 psi	1 Lb.
54730	1/8" NPTF x 1/8" NPTF	Straight	10,000 psi	0.3 Lb.
54732	1/8" NPTF x 1/8" NPTF	Z-Type	10,000 psi	0.9 Lb.
B321320	1/4" NPTF x 1/4" NPTF	Straight	10,000 psi	0.3 Lb.
B331107	1/4" NPTF x 1/4" NPTF	Z-Type	10,000 psi	1 Lb.
51543	1/2" NPTF x 3/8" NPTF	Z-Type	10,000 psi	1.4 Lb.




B52751

Oil

Product #	Thread	Configuration	PSI Rating	Weight
332912	1/2" NPTF x 1/2" NPTF	Straight	7,000 psi	0.6 Lb.



B321320



B331107

HOSE REEL ACCESSORIES

Oil Hoses

Product #	Length	Coupling Specification	Hose ID	Working Pressure	Burst Pressure	Weight
317813-2	2'	1/2" NPTF(m) x 1/2" NPTF(m)	1/2"	2,000 psi	8,000 psi	1 Lb.
317813-5	5'	1/2" NPTF(m) x 1/2" NPTF(m)	1/2"	2,000 psi	8,000 psi	1.9 Lb.
317813-5F	5 1/2'	1/2" NPTF(m) x 1/2" NPTF(m)	1/2"	2,000 psi	8,000 psi	1.9 Lb.
317813-7	7'	1/2" NPTF(m) x 1/2" NPTF(m)	1/2"	2,000 psi	8,000 psi	2.4 Lb.
317813-15	15'	1/2" NPTF(m) x 1/2" NPTF(m)	1/2"	2,000 psi	8,000 psi	4.7 Lb.
317813-25	25'	1/2" NPTF(m) x 1/2" NPTF(m)	1/2"	2,000 psi	8,000 psi	7.4 Lb.
317813-30	30'	1/2" NPTF(m) x 1/2" NPTF(m)	1/2"	2,000 psi	8,000 psi	8.6 Lb.
317813-50	50'	1/2" NPTF(m) x 1/2" NPTF(m)	1/2"	2,000 psi	8,000 psi	14.4 Lb.
339684-18	18'	1/2" NPTF(m) x 1/2" NPTF(m)	1/2"	2,000 psi	8,000 psi	5.2 Lb.

Grease Hoses

Product #	Length	Coupling Specification	Hose ID	Working Pressure	Burst Pressure	Weight
317870-50	50'	3/8" NPTF(m) x 1/4" NPTF(f)	3/8"	6,400 psi	16,000 psi	9.3 Lb.
317870-70	70'	3/8" NPTF(m) x 1/4" NPTF(f)	3/8"	6,400 psi	16,000 psi	13 Lb.
317870-80	80'	3/8" NPTF(m) x 1/4" NPTF(f)	3/8"	6,400 psi	16,000 psi	26.3 Lb.
317874-30	30'	3/8" NPTF(m) x 1/4" NPTF(f)	1/4"	8,000 psi	20,000 psi	7 Lb.
317874-50	50'	3/8" NPTF(m) x 1/4" NPTF(f)	1/4"	8,000 psi	20,000 psi	12 Lb.
317875-1F	1 1/2'	1/2"-27 NS Taper(f) x 1/2"-27 NS Taper(f)	1/4"	8,000 psi	20,000 psi	0.6 Lb.
317875-7	7'	1/2"-27 NS Taper(f) x 1/2"-27 NS Taper(f)	1/4"	8,000 psi	20,000 psi	2 Lb.
317875-10	10'	1/2"-27 NS Taper(f) x 1/2"-27 NS Taper(f)	1/4"	8,000 psi	20,000 psi	2.6 Lb.
317875-14	14'	1/2"-27 NS Taper(f) x 1/2"-27 NS Taper(f)	1/4"	8,000 psi	20,000 psi	3.8 Lb.
317875-20	20'	1/2"-27 NS Taper(f) x 1/2"-27 NS Taper(f)	1/4"	8,000 psi	20,000 psi	5.4 Lb.
317875-25	25'	1/2"-27 NS Taper(f) x 1/2"-27 NS Taper(f)	1/4"	8,000 psi	20,000 psi	6.5 Lb.
317875-30	30'	1/2"-27 NS Taper(f) x 1/2"-27 NS Taper(f)	1/4"	8,000 psi	20,000 psi	8 Lb.
317875-40	40'	1/2"-27 NS Taper(f) x 1/2"-27 NS Taper(f)	1/4"	8,000 psi	20,000 psi	9.8 Lb.
317875-50	50'	1/2"-27 NS Taper(f) x 1/2"-27 NS Taper(f)	1/4"	8,000 psi	20,000 psi	13.2 Lb.
317875-70	70'	1/2"-27 NS Taper(f) x 1/2"-27 NS Taper(f)	1/4"	8,000 psi	20,000 psi	17.75 Lb.
317876-5	5'	3/8" NPTF(m) x 3/8" NPTR(m)	1/4"	8,000 psi	20,000 psi	3 Lb.
317878-10	10'	1/2"-27 NS Taper(f) x 1/2"-27 NS Taper(f)	3/8"	8,000 psi	20,000 psi	3.8 Lb.
317878-50	50'	1/2"-27 NS Taper(f) x 1/2"-27 NS Taper(f)	3/8"	6,400 psi	16,000 psi	18 Lb.
317882-7	7'	3/8" NPTF(m) x 3/8" NPTR(m)	3/8"	6,400 psi	16,000 psi	2.9 Lb.



HOSE REEL ACCESSORIES

Air/Water Hoses

Product #	Length	Coupling Specification	Hose ID	Working Pressure	Burst Pressure	Weight
317803-3	3'	1/4" NPTF(m) x 1/4" NPTF(m)	3/8"	300 psi	800 psi	0.7 Lb.
317803-7	7'	1/4" NPTF(m) x 1/4" NPTF(m)	3/8"	300 psi	800 psi	1 Lb.
317803-25	25'	1/4" NPTF(m) x 1/4" NPTF(m)	3/8"	300 psi	800 psi	3.2 Lb.
317803-30	30'	1/4" NPTF(m) x 1/4" NPTF(m)	3/8"	300 psi	800 psi	4.1 Lb.
317803-40	40'	1/4" NPTF(m) x 1/4" NPTF(m)	3/8"	300 psi	800 psi	5.4 Lb.
317803-50	50'	1/4" NPTF(m) x 1/4" NPTF(m)	3/8"	300 psi	800 psi	8.9 Lb.
317807-5F	5 1/2'	3/8" NPTF(m) x 1/4" NPTF(m)	1/2"	300 psi	800 psi	1.6 Lb.
317809-5F	5 1/2'	1/2" NPTF(m) x 1/4" NPTF(f)	1/2"	300 psi	800 psi	1.6 Lb.
317811-5	5'	1/2" NPTF(m) x 1/2" NPTF(m)	1/2"	300 psi	800 psi	1.3 Lb.
317811-15	15'	1/2" NPTF(m) x 1/2" NPTF(m)	1/2"	300 psi	800 psi	4.3 Lb.
317811-50	50'	1/2" NPTF(m) x 1/2" NPTF(m)	1/2"	300 psi	800 psi	10 Lb.
317811-80	80'	1/2" NPTF(m) x 1/2" NPTF(m)	1/2"	300 psi	800 psi	20.4 Lb.

Fuel Hoses

Product #	Length	Coupling Specification	Hose ID	Working Pressure	Burst Pressure	Weight
317868-30	30'	3/4" NPTF(m) x 3/4" NPTF(m)	3/4"	1,500 psi	5,000 psi	14 Lb.
317869-50	50'	1" NPTF(m) x 1" NPTF(m)	1"	1,000 psi	4,000 psi	32.6 Lb.

Welding Hoses

Product #	Length	Coupling Specification	Hose ID	Working Pressure
339539-50	50'	9/16"-18(f)	1/4" Twin	200 psi

HOSE REEL ACCESSORIES

Additional Accessories

Product #	Description
301980	Swivel
306586	Tire Gauge
317850-1	12" Whip Hose
321206	Low Level Shut Off
340062	Grease Meter Adapter Kit 575 & 585 To Use 3530-
340276	Swivel Assembly For 7371, 7372
340349	Insert, Coupler, Bpg grubber - Nitrile 70 Duro
340741	Switch, Speed Control
391421	Air Pressure Gauge
41531	Male Adapter
42763	Pipe Coupling
42802	Pipe Coupling
51219	Swivel
6067-1	Hi-Lo Adapter
6239	Push Type Adapter Use B6239
6278	Hydraulic Extension
6764-4	Drum Carrier
6783	Adapter, Bulk Packed
7542	Hose Assembly
A908-A	Hose with Pin Coupler
B308730	Coupler
B6304-B	Hydraulic Coupler Blister Pack
B6304-C	Hydraulic Coupler Blister Pack
B6509-D	Swivel Coupler Blister Pack
B6509-E	Swivel Coupler Blister Pack

Additional Hoses

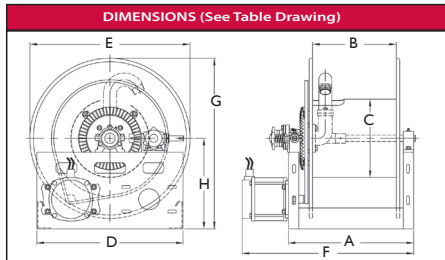
Product #	Description	Coupling Specification	Hose ID
317811-100	Hose LP	1/2" x 1/2"(m)	1/2"
317813-1	Hose MP	1/2" x 1/2"(m)	1/2"
317813-100	Hose MP	1/2" x 1/2"(m)	1/2"
317813-80	Hose MP	1/2" x 1/2"(m)	1/2"
317860-1	Hose MP	1/4" x 1/4"(m)	1/4" x 12"
317882-2	Hose HP	3/8" x 3/8"(m)	3/8"
317898-5	Hose Suction	3/4"(m) x 1"(m)	3/4"

LARGE CAPACITY REEL - 8110 SERIES



Shown with Optional Bevel Crank

Made in USA



FEATURES:

- Meets or Exceeds Military Vibration for Truck Transport test – MIL-STD-810F 500,000 mile equivalent.
- Long Service Life – The spool axle is supported by independent self-aligning bearing.
- Ultimate Corrosion Resistance – Individually powder coated components insure maximum coverage resistance to corrosion. Stainless steel fasteners are standard.

Power/Manual Rewind Hose Reels

1" Fluid Path for 1/2" through 1" I.D. Hose

REWIND: 1/2" pitch chain and sprocket drive powered by A.C. or D.C. electric motor.

INLET: 1" female NPT 90° swivel joint.

GOOSENECK: 1" female NPT outlet.

ADD 12" to E dimension when crank is in rewind position.

Standard seals, maximum temperature 174° F (79° C) and minimum temperature -20° F (-29° C).

HOSE I.D.	in	1/2	3/4	1	HOSE CAPACITY AND REEL DIMENSIONS											
	mm	13	19	25												
HOSE O.D.	in	7/8	19/32	19/16												
	mm	22	33	40												
MODEL	HOSE LENGTH				EST. WEIGHT	A	B	C	D	E CRK	E ELC	F CRK	F ELC	G	H	
8110-1916	ft m	200 61	100 30	50 15	70 LB 31 KG	in mm	21 533	16 406	11 1/4 286	21 533	19 533	19 533	26 660	29 737	22 1/2 572	13 330
8110-2314	ft m	315 96	150 46	100 30	74 LB 34 KG	in mm	20 508	14 356	11 1/4 286	21 533	23 584	23 584	24 610	27 686	24 1/2 622	13 330
8110-2318	ft m	485 148	240 73	150 46	78 LB 35 KG	in mm	24 610	18 457	11 1/4 286	21 533	23 584	23 584	28 711	31 787	24 1/2 622	13 330
8110-2324	ft m	625 191	300 91	200 61	84 LB 38 KG	in mm	30 762	24 610	11 1/4 286	21 533	23 584	23 584	34 864	37 940	24 1/2 622	13 330
8110-3116	ft m	900 274	400 122	300 91	80 LB 36 KG	in mm	22 559	16 406	11 1/4 286	24 610	31 787	31 787	26 660	29 737	32 1/2 826	17 432

Series	Head Dia.	Drum Length	Drive Options		Thread Size-Inlet/Outlet	Inlet/Outlet Type	Thread Style	Fluid Path Material	Pressure	Inlet Style	Fluid Path Location/Direction		Color							
8110	19	14	EP	12v DC Explosion Proof Electric Motor	10	1"	FF	Female In	NP	NPT	D	Steel	3K	0-3000	2	90 Degree	1	Left Hand Top Wind	M	Alemite Red
	23	16	EA	115v AC Electric Explosion Proof Motor													2	Left Hand Bottom Wind	G	Grey
	31	18	EJ	24v DC Electric Explosion Proof Motor													3	Right Hand Top Wind	B	Black
		24	BC	Bevel Crank													4	Right Hand Bottom Wind	W	White
			A	Air Motor															S	Silver
			H	Hydraulic Motor																


Part No. Example:
8110-1916EP-10FFNPD3K21M

8110 (Series 8110 Hose Reel)
-19 (19" Head Dia.)
16 (16" Drum Length) **EP** (12v DC Explosion Proof Electric Motor)
-10 (1" Thread Size) **FF** (Female In/Out Thread Type)
NP (NPT Thread Size) **D** (Steel Fluid Path)
3K (0-3000 PSI) **2** (90° Inlet)
1 (Left Hand Top Wind Fluid Path Location/Direction) **M** (Color, Alemite Red)

Additional Options Available:
Hose Guide, Chain Shroud, and Motor Controls

Note: Weights shown in chart are for crank rewind models.	Suffix	Motor	LB/KG
	EPEA,EJ	Electric	42/19
Add these amounts for power rewind models	A	Air	26/12
	H	Hydraulic	26/12

LARGE CAPACITY REEL - 8120 SERIES



Shown with Optional Bevel Crank

Made in USA

FEATURES:

- Meets or Exceeds Military Vibration for Truck Transport test – MIL-STD-810F 500,000 mile equivalent.
- Long Service Life – The spool axle is supported by independent self-aligning bearing.
- Ultimate Corrosion Resistance – Individually powder coated components insure maximum coverage resistance to corrosion. Stainless steel fasteners are standard.

Power/Manual Rewind Hose Reels

1/2" Fluid Path for 1" through 1/2" I.D. Hose

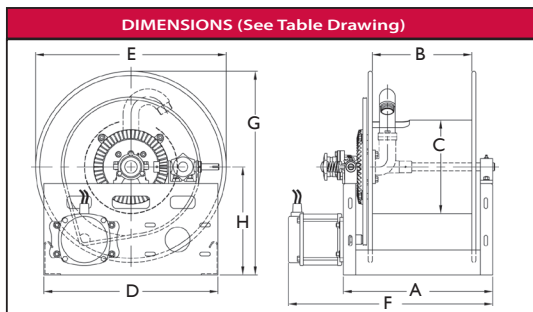
REWIND: 1/2" pitch chain and sprocket drive powered by A.C. or D.C. electric motor.

INLET: 2" straight victaulic connection with 1/2" female NPT straight swivel joint on all models or 2", 90° victaulic with 1/2" female NPT. Available when specified.

GOOSENECK: 1/2" female NPT outlet standard on all models. 1" and 1/4" available when specified.

ADD 12" to E dimension when crank is in rewind position.

Standard seals, maximum temperature 174° F (79° C) and minimum temperature -20° F (-29° C).



HOSE I.D.	in mm	1	1 1/4	1 3/8	1 1/2	HOSE CAPACITY AND REEL DIMENSIONS											
		25	32	35	38												
HOSE O.D.	in mm	19/16 40	113/16 46	2 51	2 1/16 52												
MODEL	HOSE LENGTH					EST. WEIGHT		A	B	C	D	E CRK	E ELC	F CRK	F ELC	G	H
8120-2512	ft m	95 29	85 26	55 17	50 15	89 LB 40 KG	in mm	18 457	12 305	11 1/4 286	21 533	25 635	25 635	22 559	25 635	26 1/2 673	14 356
8120-3112	ft m	210 64	155 47	115 35	105 32	92 LB 42 KG	in mm	18 457	12 305	11 1/4 286	24 610	31 787	31 787	22 559	25 635	32 1/2 826	17 432
8120-3116	ft m	305 93	205 62	155 47	150 46	96 LB 44 KG	in mm	22 559	16 406	11 1/4 286	24 610	31 787	31 787	26 660	29 737	32 1/2 826	17 432
8120-3120	ft m	365 111	275 84	200 61	190 58	100 LB 45 KG	in mm	26 660	20 508	11 1/4 286	24 610	31 787	31 787	30 762	33 838	32 1/2 826	17 432

Series	Head Dia.	Drum Length	Drive Options		Thread Size-Outlet	Outlet Type	Thread Style	Fluid Path Material	Pressure	Inlet Style	Fluid Path Location/Direction		Color									
8120	25	12	EP	12v DC Electric Explosion Proof Motor	10	1"	F	Female In	NP	NPT	A	Aluminum	LP	0-600	1	Straight	1	Left Hand Top Wind	M	Alemite Red		
	31	16	EA	115v AC Electric Explosion Proof Motor	12	1 1/4"					D	Ductile Iron	1K	0-1000	2	90 Degree	2	Left Hand Bottom Wind	G	Grey		
		20	EJ	24v DC Electric Explosion Proof Motor	15	1 1/2"												3	Right Hand Top Wind	B	Black	
			BC	Bevel Crank															4	Right Hand Bottom Wind	W	White
			A	Air Motor																	S	Silver
			H	Hydraulic Motor																		

Part No. Example:
8120-2512EP-15FNPALP21M

8120 (Series 8120 Hose Reel)
25 (25" Head Dia.)
12 (12" Drum Length) **EP** (12v DC Explosion Proof Electric Motor)
-15 (1 1/2" Inlet Thread Size) **F** (Female Outlet Thread Type)
NP (NPT Thread Style) **A** (Aluminum Fluid Path)
LP (0-600 PSI) **2** (90° Inlet)
1 (Left Hand Top Wind Fluid Path Location/Direction) **M** (Color, Alemite Red)

2" Victaulic Connection with 1/2" NPT Inlet Standard

Additional Options Available:
Hose Guide, Chain Shroud, and Motor Controls

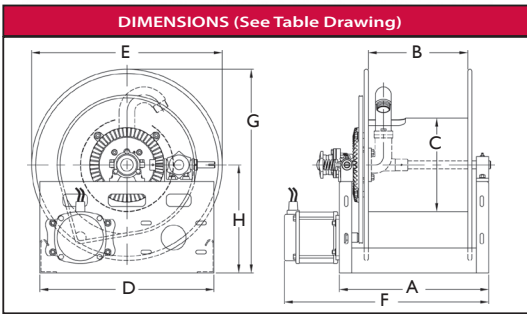
Note: Weights shown in chart are for crank rewind models.	Suffix	Motor	LB/KG
	EP,EA,EJ	Electric	42/19
Add these amounts for power rewind models	A	A	26/12
	H	Hydraulic	26/12

LARGE CAPACITY REEL - 8130 SERIES



Shown with
Optional Bevel Crank

Made in USA



FEATURES:

- Meets or Exceeds Military Vibration for Truck Transport test – MIL-STD-810F 500,000 mile equivalent.
- Long Service Life – The spool axle is supported by independent self-aligning bearing.
- Ultimate Corrosion Resistance – Individually powder coated components insure maximum coverage resistance to corrosion. Stainless steel fasteners are standard.

Power/Manual Rewind Hose Reels

2” Fluid Path for 1½” - 2” I.D. Hose

REWIND: ½” pitch chain and sprocket drive powered by A.C. or D.C. electric motor, compressed air or hydraulic motor.

INLET: 2” straight victaulic connection is standard or a 2” male NPT available if specified. 2” victaulic 90° also available when specified.

GOOSENECK: 2” female NPT.

Standard seals, maximum temperature 174° F (79° C) and minimum temperature -20° F (-29° C).

HOSE I.D.	in mm	1 1/2 13		2 51		HOSE CAPACITY AND REEL DIMENSIONS											
		2 1/16 52		2 9/16 65													
MODEL	HOSE LENGTH			EST. WEIGHT													
8130-2520	ft	65	55	124 LB	in	26	20	15	21	25	25	30	33	26 1/2	14		
	m	20	17	56 KG	mm	660	508	381	533	635	635	762	838	673	356		
8130-2532	ft	115	90	136 LB	in	38	32	15	21	25	25	42	45	26 1/2	14		
	m	35	27	62 KG	mm	965	813	381	533	635	635	1067	1143	673	356		
8130-3916	ft	225	140	182 LB	in	22	16	15	24	39	39	26	29	40 1/2	21		
	m	69	43	83 KG	mm	559	406	381	610	991	991	660	737	1029	533		

Series	Head Dia.	Drum Length	Drive Options		Thread Size	Inlet	Inlet Type	Thread Style	Fluid Path Material	Pressure	Inlet Style	Fluid Path Location/Direction		Color							
8130	25	16	EP	12v DC Explosion Proof Elec. Motor	20	2"	V	Victaulic	NP	NPT	A	Aluminum	LP	0-600	1	Straight	1	Left Hand Top Wind	M	Alemite Red	
			EA	115v AC Electric Explosion Proof Motor			M	Male In							2	90 Degree	2	Left Hand Bottom Wind	G	Grey	
	39	20	EJ	24v DC Electric Explosion Proof Motor																	
			BC	Bevel Crank																	
			A	Air Motor																	
			H	Hydraulic Motor																	

Part No. Example:
8130-2520EP-20VNPALP11M

8130 (Series 8130 Hose Reel)
-25 (25" Head Dia.)
20 (20" Drum Length) **EP** (12v DC Expl. Proof Electric Motor)
-20 (2" Thread Size) **V** (Victaulic Outlet)
NP (NPT Thread Style) **A** (Aluminum Fluid Path)
LP (0-600 PSI) **1** (Straight Inlet)
1 (Left Hand Top Wind Fluid Path Location/Direction) **M** (Color, Alemite Red)

2” female NPT Gooseneck Outlet Standard

Additional Options Available:
Hose Guide, Chain Shroud, and Motor Controls

Note: Weights shown in chart are for crank rewind models.

Suffix	Motor	LB/KG
EP,EA,EJ	Electric	42/19
A	Air	26/12
H	Hydraulic	26/12

Add these amounts for power rewind models



CONTROL VALVES AND METERS



- ▶ Electronic Meters
- ▶ Mechanical Meters
- ▶ Preset Meters
- ▶ Non-metered Control Valves
- ▶ Lube Dispensing Stations
- ▶ Accessories

Alemite Control Valves and Meters offer consistent, reliable and accurate dispensing of fluids. Each item offers a proven, ergonomic design for simple and comfortable use. They can be used to dispense oil, grease, automatic transmission fluid, and other petroleum based products.

CONTROL VALVES AND METERS

METERS

Alemite Electronic and Mechanical Meters provide consistent, reliable performance for dispensing applications.

Electronic

The versatile Alemite Electronic Meter is designed for accurate, high volume dispensing of a wide range of fluids.



FEATURES:

- Electronic digital readout
- Ergonomic trigger design for easy dispensing
- Rubber guard to protect meter from damage
- Programmable to measure in pints, quarts, gallons or liters
- Displays current fluid delivery, and registers total amount of fluid used
- Easy to calibrate – no disassembly required
- Uses 2 standard AAA batteries, replaceable with a coin screw on back of meter
- Low battery indicator
- Fluid compatibility – Oil, gear oil, transmission fluid, antifreeze

Product #	Description	Measures	Totalizes	Extension	Non-Drip Tip	Weight
3670	Electronic Meter	Quart	Gallon	Rigid	Automatic	3 Lb.
3670-B	Electronic Meter	Quart	Gallon	Rigid	Manual	3 Lb.
3671	Electronic Meter	Quart	Gallon	Flexible	Automatic	3 Lb.
3671-B	Electronic Meter	Quart	Gallon	Flexible	Manual	3 Lb.
3673	Electronic Meter	Pint	Gallon	Rigid	Automatic	3 Lb.
3674-C	Electronic Meter	Gallon	Gallon	Rigid	High-Volume Manual	3 Lb.
3679	In-Line Electronic Meter	Quart	Gallon	NA	NA	0.83 Lb.

CONTROL VALVES AND METERS

METERS

Electronic Preset

Alemite's Electronic Preset Meter provides for fluid dispensing with the accuracy of electronic sensing.



3640-2

FEATURES:

- Oval gear meter design for high count precision and low flow resistance
- Automatically shuts off when the preset fluid amount has been dispensed
- Emergency manual shut off and manual mode for “topping off”
- Customizable features include automatic reset of batch total, calibration, and precision stopping calibration
- Stores up to 6 preset quantities, plus last quantity
- 7 digit accumulative totalizer provides total for life of the meter
- Extension has 5 pre-set positions within a 75 degree range for easy dispensing. Locking extension can only be moved by pushing the safety release button
- Uses 4 standard AA batteries, in an easy to replace cartridge
- Low battery indicator
- Fluid compatibility – Oil, gear oil, ATF, diesel fuel, antifreeze, hydraulic fluid


Product #	Description	Measures	Totalizes	Extension	Non-Drip Tip	Weight
3640-2	Electronic Preset Meter	Qt., Pt., Gal., Ltr.	Gal., Ltr.	Rigid	Automatic	3 lb.
3641-2	Electronic Preset Meter	Qt., Pt., Gal., Ltr.	Gal., Ltr.	Flexible	Automatic	3 lb.
3643-2	Electronic Preset Meter	Qt., Pt., Gal., Ltr.	Gal., Ltr.	Rigid	Automatic/Manual Lock	3 lb.
3644-C2	Electronic Preset Meter	Qt., Pt., Gal., Ltr.	Gal., Ltr.	Rigid	Manual High Volume	3 lb.
3645-C2	Electronic Preset Meter	Qt., Pt., Gal., Ltr.	Gal., Ltr.	Flexible	Manual High Volume	3 lb.

CONTROL VALVES AND METERS

METERS

Electronic Grease

The Alemite Electronic Grease Meter works with virtually any type of grease dispensing valve or grease gun. This in-line meter provides accurate and reliable grease delivery, optimizing lubrication consumption while ensuring components receive appropriate lubrication.



3530

FEATURES:

- Resettable, easy to read LCD indicates batch and cumulative totals
- Oval gear technology
- Accurately displays amount of grease dispensed, allowing user to deliver required lubrication
- Decreases lubricant waste

Requires Adapter Kit

- Battery Powered Guns: 340062
- 500 Series Manual Guns: 41531
- 6320-3 Control Valve: 327899-3
- 6243-J3 and 6679-J3 Guns: 306722

Product #	Description	Operating Pressure (max.)	Flow Rate	Thread Sizes	Battery	Unit of Measure	Weight
3530	Electronic Grease Meter	10,000 psi/ 700 bar	0.2 - 5.5 lb./minute	1/8" NPTF(f) in and out	2 x 1.5V Size N	Oz., Lb.	1.2 Lb.
3530-A	Electronic Grease Meter	10,000 psi/ 700 bar	0.2 - 5.5 lb/minute	1/8" NPTF(f) in and out	2 x 1.5V Size N	G., Kg.	1.2 Lb.
3530-B	Electronic Grease Meter	10,000 psi/ 700 bar	0.4 - 11 lb/minute	1/4" NPTF(f) in and out	2 x 1.5V Size N	Oz., Lb.	1.2 Lb.
3530-C	Electronic Grease Meter	10,000 psi/ 700 bar	0.4 - 11 lb/minute	1/4" NPTF(f) in and out	2 x 1.5V Size N	G., Kg.	1.2 Lb.

CONTROL VALVES AND METERS

METERS

Mechanical

Alemite Mechanical Meters feature a classic dial design to accurately measure and totalize fluids dispensed.



3685-F

FEATURES:

- Large, easy to read dial face
- Totalizer keeps lifetime record of fluid dispensed
- Includes internal filter screen to prevent contaminants from entering the meter
- 1,000 psi maximum operating pressure
- Fluid compatibility – Oil, gear oil, ATF

Product #	Dial Registers	Fluids	Odometer Registers	Dial Range	Extension	Non-Drip Tip	Weight
3685-A	Liter	Oil	Liter	Liter (0-10)	Flexible	Automatic	5 Lb.
3685-B	Quart	Oil	Gallon	Quart (0-16)	Rigid	Automatic	5 Lb.
3685-F	Quart	Oil	Gallon	Quart (0-16)	Flexible	Manual	5 Lb.
3685-G	Quart	Oil	Quart	Quart (0-16)	Flexible	Manual	5 Lb.
3685-M	Quart	Oil	Liter	Liter (0-10)	Rigid	Automatic	5 Lb.
3686-B	Quart	ATF	Gallon	Quart (0-16)	Flexible	Automatic	5 Lb.

Mechanical Preset

Alemite Mechanical Preset Meters feature a classic dial design to accurately measure and totalize fluid dispensed, where automatic fill capability is important.



3690-C

FEATURES:

- Large, easy to read dial face
- Meter automatically shuts off when preset amount has been dispensed
- Latch control permits shut off during operation
- 1,000 psi maximum operating pressure
- Non-drip nozzle included
- Fluid compatibility – Oil, gear oil, ATF
- Valve inlet: 1/2" NPTF(f) with swivel

Product #	Dial Registers	Fluids	Odometer Registers	Dial Range	Extension	Non-Drip Tip	Weight
3690-C	Quart	Gear Oil, Motor Oil, ATF	Gallon	Quart (0- 60)	Rigid	Manual High Volume	5.1 Lb.
3691-C	Gallon	Gear Oil, Motor Oil, ATF	Gallon	Gallon (0-15)	Rigid	Manual High Volume	5.1 Lb.
3692-C	Quart	AntiFreeze	Quart	Quart (0-60)	Rigid	Manual High Volume	5.1 Lb.
3693-C	Liter	Gear Oil, Motor Oil, ATF	Liter	Liter (0-60)	Rigid	Manual High Volume	5.1 Lb.
3696-C	Quart	Gear Oil, Motor Oil, ATF	Quart	Quart (0-16)	Rigid	Manual High Volume	5.1 Lb.

CONTROL VALVES AND METERS

HIGH VOLUME

Alemite High Volume Control Valves and Meters will transfer fluids at very high flow rates (up to 30 gallons/80 liters per minute), with operating pressures up to 1,500 psi/103 bars (1,000 psi/70 bars with meter). The rugged metal construction is designed to handle tough work environments.

3/4" Control Valves



3572-A

3572-B

3570-A

3571-A

FEATURES:

- Available with flexible or rigid extension
- Nozzle tip with automatic on/manual off
- 3/4" NPTF(f) inlet, with swivel
- Lever locking handle
- Lever guard
- Operating temperature - 22°F to 122°F (-5°C to 50°C)

Product #	Description	Fluids	Measures	Totalizes	Extension	Non-Drip Tip	Battery	Weight
3572-A	Control Valve, non-metered, 22 GPM	Oil	NA	NA	Rigid	Semi-Automatic	NA	4.2 Lb.
3572-B	Control Valve, non-metered, 22 GPM	Oil	NA	NA	Flexible	Semi-Automatic	NA	4.2 Lb.
3570-A	Control Valve, non-metered, 30 GPM	Oil	NA	NA	Rigid	Semi-Automatic	NA	2.4 Lb.
3571-A	Control Valve, non-metered, 30 GPM	Oil	NA	NA	Flexible	Semi-Automatic	NA	2.4 Lb.

3/4" Metered Control Valves



3573-A

3573-B

3570-B

3571-B

FEATURES:

- Available with flexible or rigid extension
- Nozzle tip with automatic on/manual off
- 3/4" NPTF(f) inlet, with swivel
- Lever locking handle
- Lever guard
- Operating temperature - 22°F to 122°F (-5°C to 50°C)
- Meter uses 2 AAA batteries

Product #	Description	Fluids	Measures	Totalizes	Extension	Non-Drip Tip	Battery	Weight
3573-A	Control Valve with Electronic Meter, 16 GPM	Oil	Pint, Quart, Gallon, Liter	Gallons/Liters	Rigid	Semi-Automatic	2 x AAA	6.4 Lb.
3573-B	Control Valve with Electronic Meter, 16 GPM	Oil	Pint, Quart, Gallon, Liter	Gallons/Liters	Flexible	Semi-Automatic	2 x AAA	6.6 Lb.
3570-B	Control Valve with Electronic Meter, 16 GPM	Oil	Pint, Quart, Gallon, Liter	Gallons/Liters	Rigid	Semi-Automatic	2 x AAA	5.7 Lb.
3571-B	Control Valve with Electronic Meter, 16 GPM	Oil	Pint, Quart, Gallon, Liter	Gallons/Liters	Flexible	Semi-Automatic	2 x AAA	5.8 Lb.
3579	Electronic Meter, 3/4" NPT(f), 16 GPM	Oil	Pint, Quart, Gallon, Liter	Gallons/Liters	NA	NA	2 x AAA	1.2 Lb.

CONTROL VALVES AND METERS

CONTROL VALVES

Alemite Control Valves provide consistent, long lasting performance in dispensing oil and other fluids.



High Pressure Grease Valve

Alemite's High Pressure Control Valve provides continuous flow with the trigger fully depressed, and delivers measured, pre-set amounts with the trigger partially depressed.

Product #	Description	Material Inlet	Pressure	Weight
6320-3	High Pressure Control Valve	1/4" NPTF(F)	7,500 psi	2.8 Lb.
6320-A	High Pressure Control Valve with Flexible Hose and 6304-B Large Hydraulic Coupler	1/4" NPTF(F)	5,000 psi	2.8 Lb.
6320-B	High Pressure Control Valve with Flexible Hose and 308730 Small Hydraulic Coupler	1/4" NPTF(F)	5,000 psi	2.8 Lb.
343096	Whip Hose Conversion Kit for 6320-3	1/8" NPTF(M)	5,000 psi	1.0 Lb.



High Volume Grease Valve

The Alemite High Volume Control Valve is designed for medium pressure, high volume use, and is an ideal choice for transferring grease from bulk containers.

Product #	Description	Material Outlet	Material Inlet	Pressure	Weight
6438	High Volume Control Valve	1/4" NPTF(F)	3/8" NPTF(F)	5,000 psi	2.4 Lb.

CONTROL VALVES AND METERS

CONTROL VALVES

Oil Valves

Alemite Control Valves for oil and other fluids are available with a variety of nozzles to meet your specific application needs.



FEATURES:

- Ergonomic trigger design for easy operation, reducing operator fatigue
- Locking mechanism to allow free flow dispensing
- Cam piston design for consistent operation
- Push to open trigger prevents inadvertent dispensing of fluid

Product #	Description	Material Inlet	Extension	Non-Drip Tip	Max Pressure	Min Pressure	Weight
339100	Non-Metered Control Valve	1/2" NPTF(f)	NA	NA	1,500 psi	30 psi	1.5 lb
7492	Non-Metered Control Valve	1/2" NPTF(f)	Rigid	Automatic/Manual Lock	1,500 psi	30 psi	2.6 lb
7498	Non-Metered Control Valve	1/2" NPTF(f)	Rigid	Automatic	1,500 psi	60 psi	2.6 lb
7498-A	Non-Metered Control Valve	1/2" NPTF(f)	Flexible	Automatic	1,500 psi	60 psi	2.6 lb
7498-C	High-Volume Control Valve	1/2" NPTF(f)	Rigid	Manual High Volume	1,500 psi	30 psi	2.8 lb
7836-CI	High-Volume Control Valve	1/2" NPTF(f)	NA	NA	2,000 psi	0 psi	2.7 lb

CONTROL VALVES AND METERS

MISCELLANEOUS

Non-Drip Nozzles

Alemite Non-Drip Nozzles help prevent drips and spills, for a cleaner, safer work space. The nozzles are available with an automatic shut off, or manual twist lock mechanism.

Product #	Description	Used with	Thread Sizes
B339800	Automatic Assembly (blister pack)	3620 series, 3621, 3621-A, 3622, 3622-A, 3640 series, 3641-I, 3686-I, 3686-B, 3670, 3671, 3671-A, 3672, 3673, 7948	1/4" NPTF(f)
339084	Manual	3620-B, 3621-B, 3641-BI, 3670-B, 3671-B, 3685-J, 3685-F, 3685-G	1/4" NPTF(f)
340084	Manual High-Volume	3624-C, 3644-CI, 3674-C, 3691-C, 3690 series, 7498-C	1/2" NPTF(f)

Water Bib

Alemite's Water Bib manual dispensing valve is suitable for dispensing water, antifreeze, or windshield washer fluid. Inlet size is 1/4".



BSWA321

CONTROL VALVES AND METERS

LUBE DISPENSING STATIONS

Oil Bar and Spigots

Alemite's new oil bar line includes a compact, modular oil bar capable of accommodating up to three spigots. Locking and non-locking spigots are available for use with the unit. A brass flow control valve is offered to control pressure and flow at the spigot, and an optional inline digital meter measures fluid.



343090

FEATURES:

- Steel construction
- Modular design
- 3-spigot capacity
- 2.9-gallon removable reservoir/drain
- Hole knockouts for inline digital meter
- Overall dimensions: 33.39" tall x 19.69" wide x 3.94" deep (14.36" deep with removable reservoir)



343091, 343092 or 343259



343093



3679

Product #	Description	Outlet	Inlet	Max Pressure	Flow Range
343090	Oil Bar				
343091	Spigot with Locking Lever, with Hydraulic and Other Medium-Viscosity Oils up to SAE 90		1/2" NPT(f), 3/4" NPT(m)	750 psi	
343092	Spigot with Non-Locking Lever, Compatible with Hydraulic and Other Medium-Viscosity Oils up to SAE 90		1/2" NPT(f), 3/4" NPT(m)	750 psi	
343259	Spigot with Non-Locking Lever, Compatible with Washer Fluid and Antifreeze		1/2" NPT(f), 3/4" NPT(m)	750 psi	
343093	Flow Control Valve, Brass Construction	1/2"-14 NPT	1/2"-14 NPT	2,000 psi	15 gpm
3679	Inline Meter, Registers in Pints, Quarts, Gallons or Liters; Requires Installation Kit #343098	1/2" NPTF	1/2" NPTF	1,000 psi	.25 to 8 gpm
343098	Installation Kit, Use to Connect Spigot Into Inline Meter; Includes 45° Street Elbows (2), Close Nipple, Special Street Elbow				



CONTROL VALVES AND METERS

ACCESSORIES

Additional Accessories

Product #	Description
301980	Swivel
306586	Tire Gauge
317850-1	12" Whip Hose
321206	Low Level Shut Off
340062	Grease Meter Adapter Kit 575 & 585 To Use 3530-
340276	Swivel Assembly For 7371, 7372
340349	Insert, Coupler, Bpg grubber - Nitrile 70 Duro
340741	Switch, Speed Control
391421	Air Pressure Gauge
41531	Male Adapter
42763	Pipe Coupling
42802	Pipe Coupling
51219	Swivel
6067-1	Hi-Lo Adapter
6239	Push Type Adapter Use B6239
6278	Hydraulic Extension
6764-4	Drum Carrier
6783	Adapter, Bulk Packed
7542	Hose Assembly
A908-A	Hose with Pin Coupler
B308730	Coupler
B6304-B	Hydraulic Coupler Blister Pack
B6304-C	Hydraulic Coupler Blister Pack
B6509-D	Swivel Coupler Blister Pack
B6509-E	Swivel Coupler Blister Pack

Additional Hoses

Product #	Description	Coupling Specification	Hose ID
317811-100	Hose LP	1/2" x 1/2"(m)	1/2"
317813-1	Hose MP	1/2" x 1/2"(m)	1/2"
317813-100	Hose MP	1/2" x 1/2"(m)	1/2"
317813-80	Hose MP	1/2" x 1/2"(m)	1/2"
317860-1	Hose MP	1/4" x 1/4"(m)	1/4" x 12"
317882-2	Hose HP	3/8" x 3/8"(m)	3/8"
317898-5	Hose Suction	3/4"(m) x 1"(m)	3/4"



INDUSTRIAL LUBRICATION FITTINGS



- ▶ Threaded/Drive
- ▶ Carbon Steel/Monel/Stainless Steel
- ▶ Standard/Metric
- ▶ Specialty
- ▶ Vents/Breathers
- ▶ Couplers
- ▶ Accessories

As the inventor of the Zerk fitting, Alemite is a recognized global leader in supplying fittings for automotive and industrial use. Alemite fittings conform to SAE J534 standards for automotive OEM use, and Alemite's manufacturing is TS/ISO 16949 certified.

- P.T.F. - SAE short taper pipe thread.
- N.P.T.F. - American National taper pipe thread for Dryseal pressure-tight joints.
- N.P.S.M. - American National straight pipe thread for mechanical joints.
- N.P.S.I. - American National straight intermediate pipe thread.

INDUSTRIAL LUBRICATION FITTINGS

THREADED FITTINGS

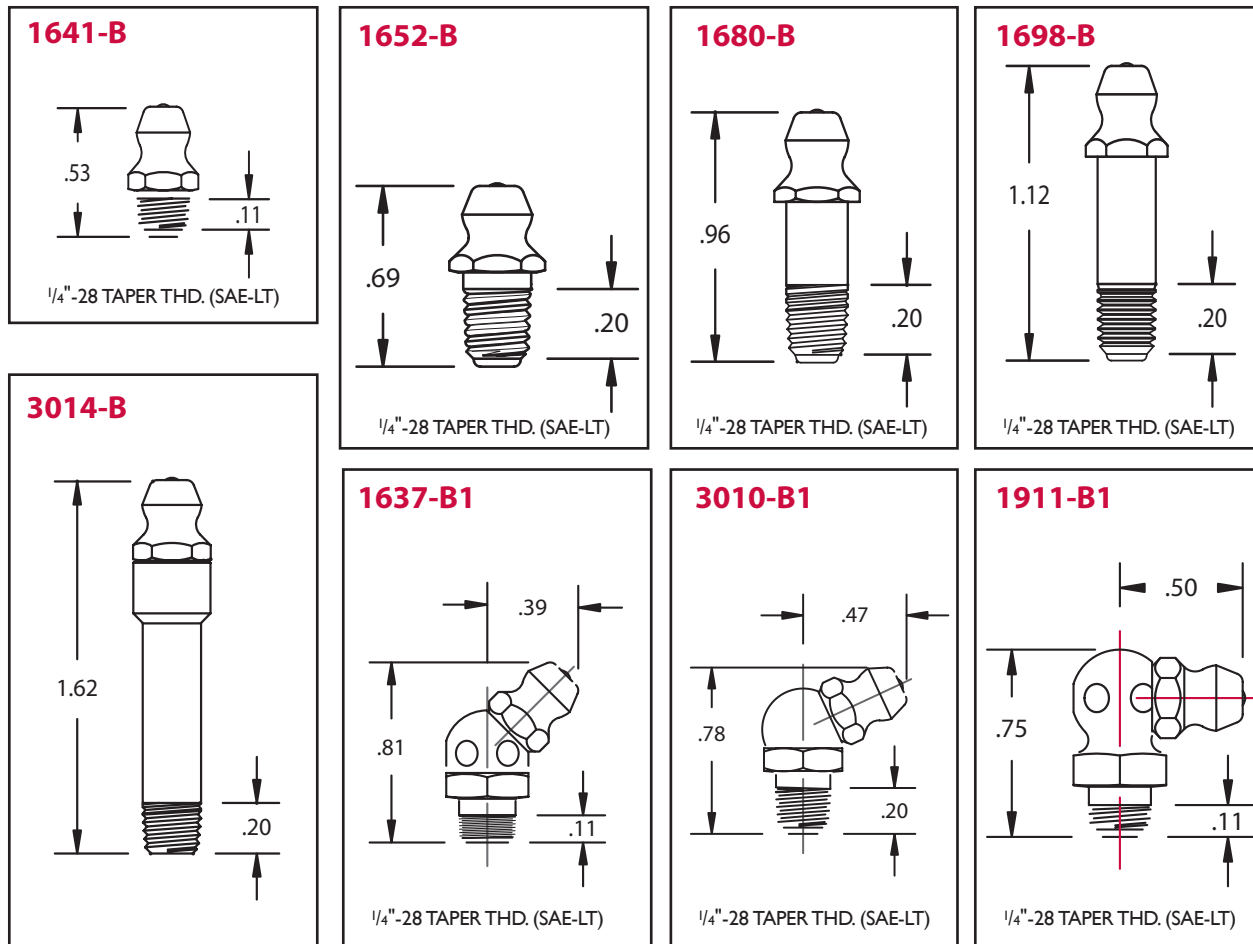
1/4"-28 Taper Thread Fittings

ALEMITE 1/4"-28 Taper Thread Fittings are used on most cars and trucks, as well as many industrial machines. It is recommended that SAE-LT taper threads be assembled into 1/4"-28 UNF, Class 3B, straight threaded holes having a modified maximum minor diameter of 0.2151", to ensure 75% minimum thread height.

Product #	Configuration	Hex Size	Overall Length	Shank Length
1641-B	Straight	5/16"	35/64"	3/16"
1652-B	Straight	5/16"	11/16"	23/64"
1680-B	Straight	5/16"	31/32"	5/8"
1698-B	Straight	5/16"	1-1/8"	25/32"
3014-B	Straight	5/16"	1-5/8"	1"
1637-B1	45°	3/8"	13/16"	13/64"
3010-B1	65°	3/8"	25/32"	19/64"
1911-B1	90°	3/8"	3/4"	13/64"

FEATURES:

- Exceeds 72 hour salt spray test
- Dirt excluding check ball
- Trivalent zinc plating
- RoHS compliant



The fittings pictured are actual sized (if you don't know the product number you can hold up an actual fitting to see if it matches).

INDUSTRIAL LUBRICATION FITTINGS

THREADED FITTINGS

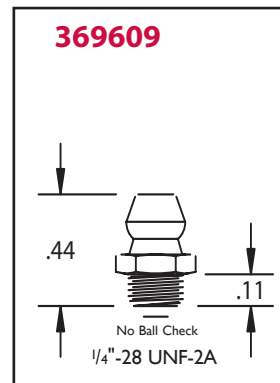
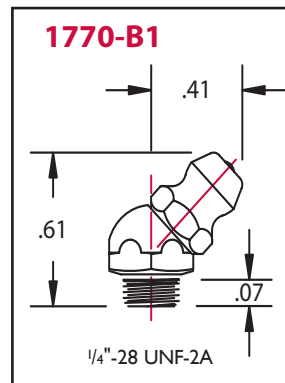
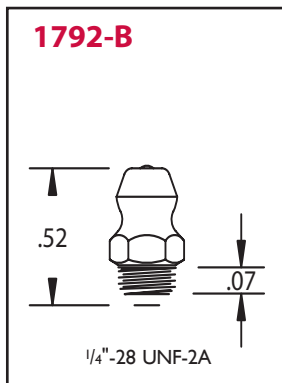
1/4"-28 Straight Thread Fittings

Alemite 1/4"-28 Straight Thread Fittings are used on most cars and trucks, as well as many industrial machines.

Product #	Configuration	Hex Size	Overall Length	Shank Length
1792-B	Straight	9/32"	33/64"	5/32"
1770-B1	45°	3/8"	39/64"	1/8"
369609	Straight	5/16"	7/16"	1/8"

FEATURES:

- Exceeds 72 hour salt spray test
- Dirt excluding check bal
- Trivalent zinc plating
- RoHS compliant

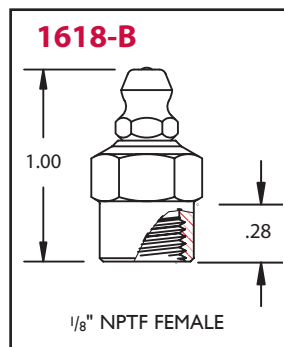
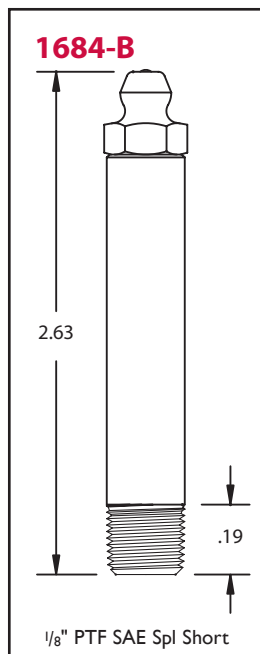
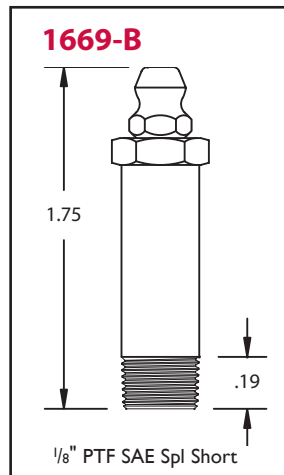
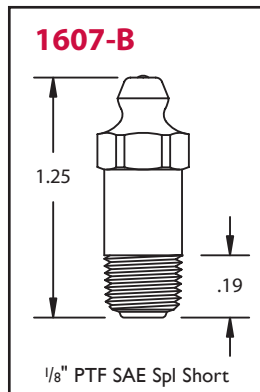
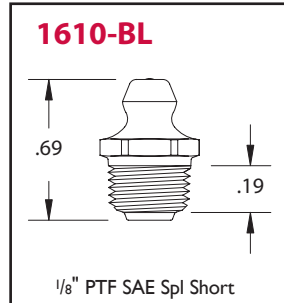
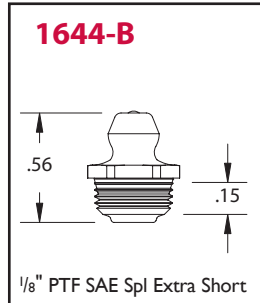


INDUSTRIAL LUBRICATION FITTINGS

THREADED FITTINGS

1/8" PTF Fittings

Alemite 1/8" PTF Fittings are used on industrial machines and heavy equipment.



FEATURES:

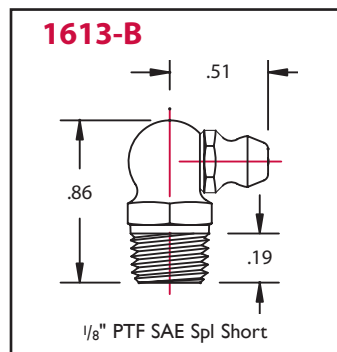
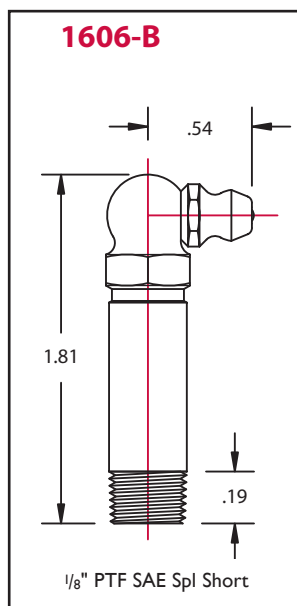
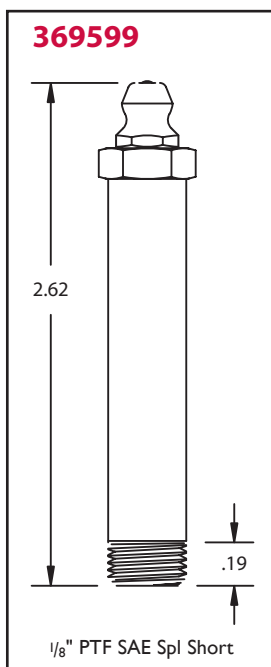
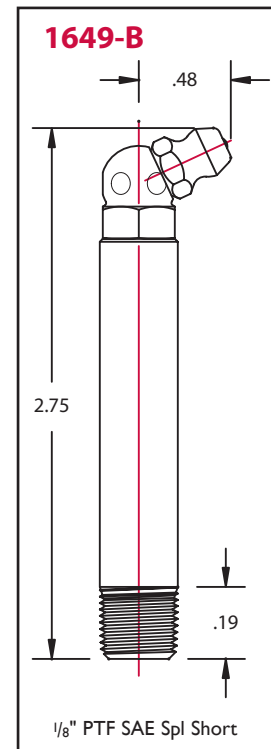
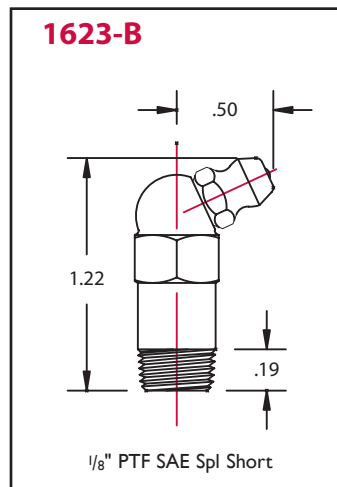
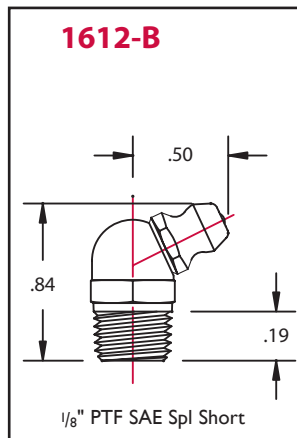
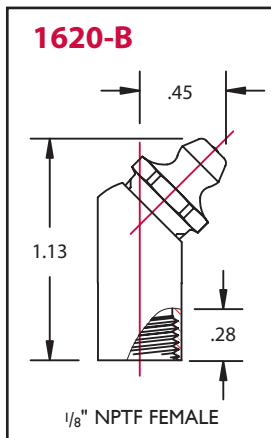
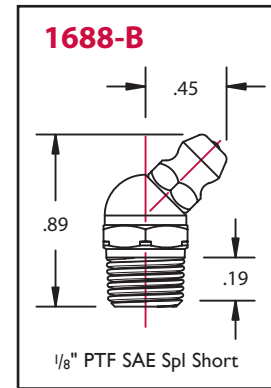
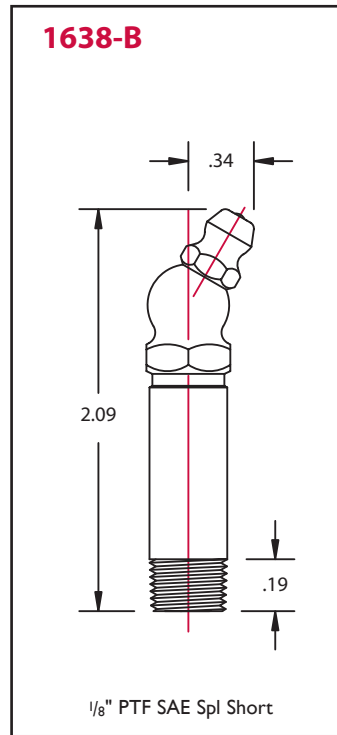
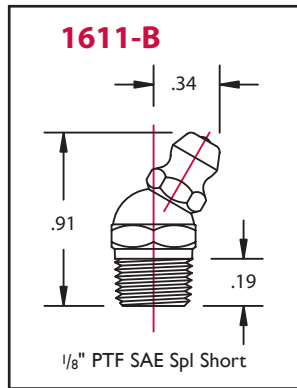
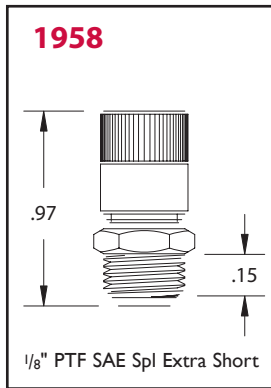
- Exceeds 72 hour salt spray test
- Dirt excluding check ball
- Trivalent zinc plating
- RoHS compliant
- 1958 has specialty cap providing a second seal for dust proof applications

Product #	Configuration	Hex Size	Overall Length	Shank Length
1644-B	Straight	7/16"	9/16"	15/64"
1610-BL	Straight	7/16"	11/16"	19/64"
1607-B	Straight	7/16"	1-1/4"	25/32"
1669-B	Straight	7/16"	1-3/4"	1-17/64"
1684-B	Straight	3/8"	2-5/8"	2-3/16"
1618-B	Straight	1/2"	1"	9/32"
1958*	Straight	7/16"	31/32"	1/4"
1611-B	30°	7/16"	29/32"	19/64"
1638-B	30°	7/16"	2-3/32"	1-1/4"
1688-B	45°	7/16"	57/64"	19/64"
1620-B	45°	7/16"	1-1/8"	13/32"
1612-B	65°	7/16"	27/32"	19/64"
1623-B	65°	7/16"	1-7/32"	9/16"
1649-B	65°	3/8"	2-3/4"	2-1/4"
1613-B	90°	7/16"	27/32"	19/64"
1606-B	90°	7/16"	1-13/16"	1-1/4"
369599	Straight	7/16"	2-5/8"	7/32"
369608	65°	7/16"	29/32"	9/32"
369574	Double 70°	1/2"	27/32"	7/32"

* Also available in a 1/8" BSPT version (1958-E)

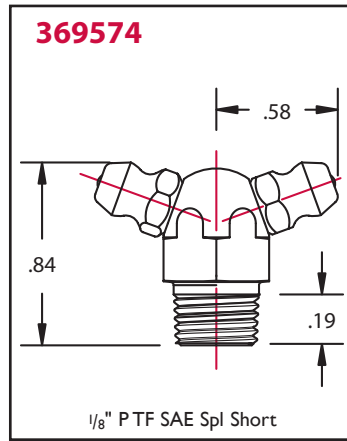
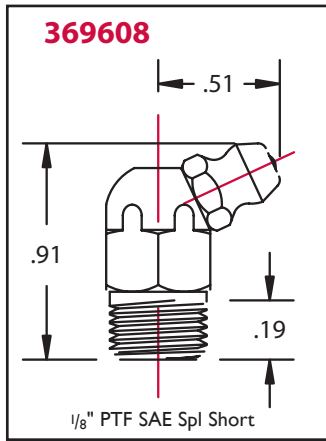
INDUSTRIAL LUBRICATION FITTINGS

THREADED FITTINGS



INDUSTRIAL LUBRICATION FITTINGS

THREADED FITTINGS



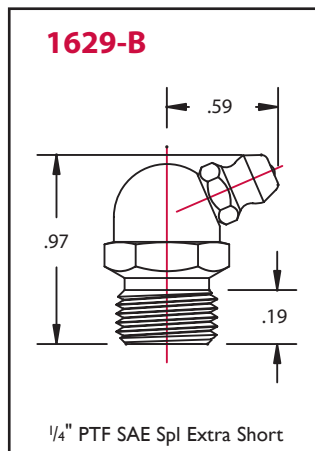
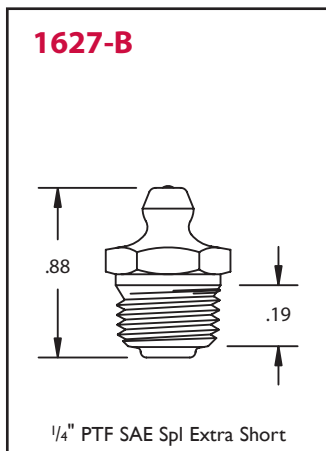
1/4" PTF Fittings

Alemite 1/4" PTF Fittings are widely used for larger bearings on farm machinery and heavy industrial equipment. Recommended for heavy lubricants in cold weather.

Product #	Configuration	Hex Size	Overall Length	Shank Length
1627-B	Straight	9/16"	7/8"	27/64"
1629-B	67.5°	9/16"	31/32"	11/32"

FEATURES:

- Exceeds 72 hour salt spray test
- Dirt excluding check ball
- Trivalent zinc plating
- RoHS compliant
- Dry seal eliminates need for sealant

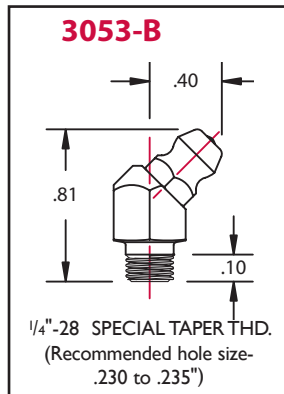
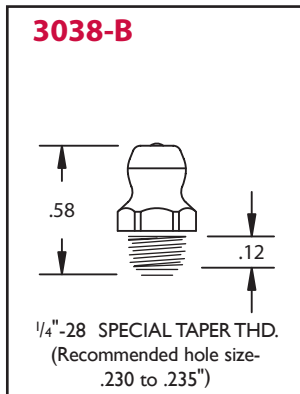


INDUSTRIAL LUBRICATION FITTINGS

THREADED FITTINGS

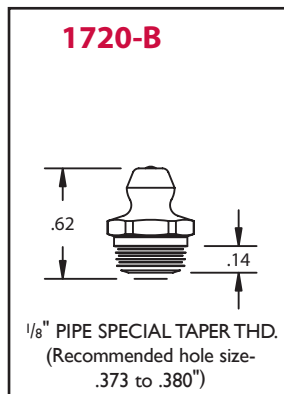
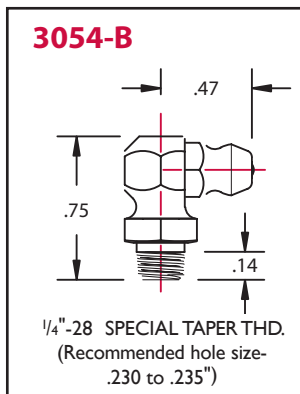
1/4"-28 and 1/8" Thread Forming Fittings

Alemite Thread Forming Fittings have special tapered drive threads which reshape the material in an untapped hole to provide a leak proof seal. They are most effectively installed by spinning into the untapped hole. Thread forming fittings can be replaced by any standard threaded fitting or by another thread forming fitting.

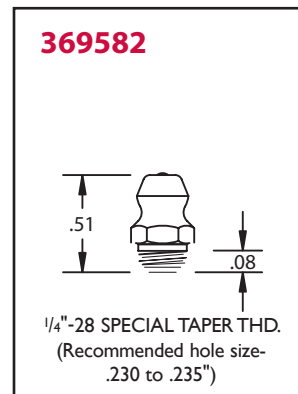
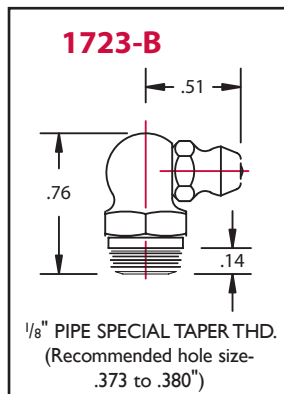
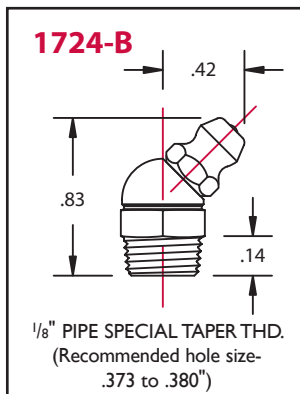


FEATURES:

- Exceeds 72 hour salt spray test
- Dirt excluding check ball
- Threads provide strong seal
- Dyed yellow for identification
- Trivalent zinc plating
- RoHS compliant



Product #	Configuration	Hex Size	Hole Size recommended
3038-B	Straight	5/16"	.230 - .235
3053-B	45°	3/8"	.230 - .235
3054-B	90°	3/8"	.230 - .235
1720-B	Straight	7/16"	.373 - .380
1723-B	90°	7/16"	.373 - .380
1724-B	45°	7/16"	.373 - .380
369582	Straight	9/32"	.230 - .235



INDUSTRIAL LUBRICATION FITTINGS

CORROSION RESISTANT FITTINGS

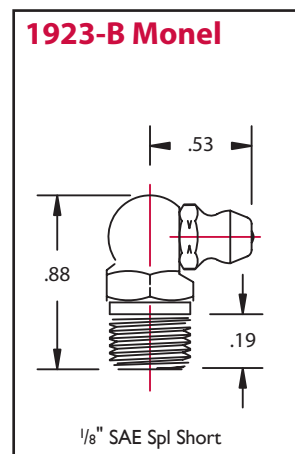
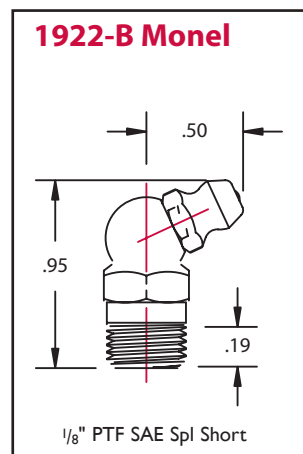
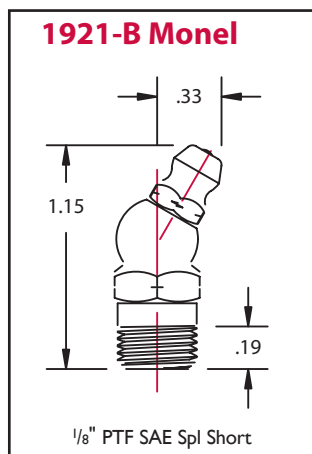
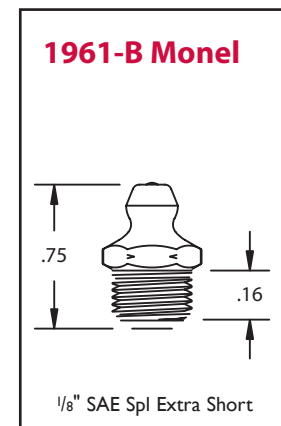
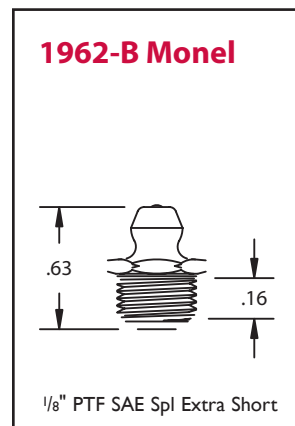
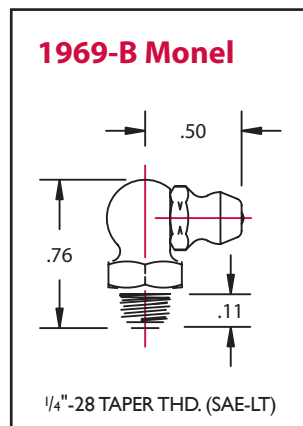
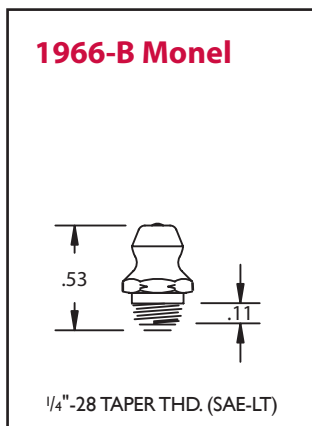
Monel Fittings

Alemite Monel Fittings withstand the most severe marine and industrial corrosive environments. Monel is a Nickel/Copper alloy that is highly resistant to corrosion. All monel fittings have a single notch on the hex for easy identification.

Product #	Thread	Configuration	Hex Size	Overall Length	Shank Length
1966-B	1/4"-28 Taper	Straight	5/16"	17/32"	3/16"
1969-B	1/4"-28 Taper	90°	3/8"	3/4"	13/64"
1962-B	1/8" PTF	Straight	7/16"	5/8"	9/32"
1961-B	1/8" PTF	Straight	7/16"	3/4"	5/16"
1921-B	1/8" PTF	30°	7/16"	1-1/4"	11/32"
1922-B	1/8" PTF	67.5°	7/16"	61/64"	11/32"
1923-B	1/8" PTF	90°	7/16"	7/8"	11/32"

FEATURES:

- Greater corrosion resistance than stainless steel
- Withstands extreme temperatures ranging from sub-zero to 700°F (371°C)
- Ideal for use in harsh chemical environments and marine applications
- Dirt excluding check ball
- RoHS compliant



INDUSTRIAL LUBRICATION FITTINGS

CORROSION RESISTANT FITTINGS

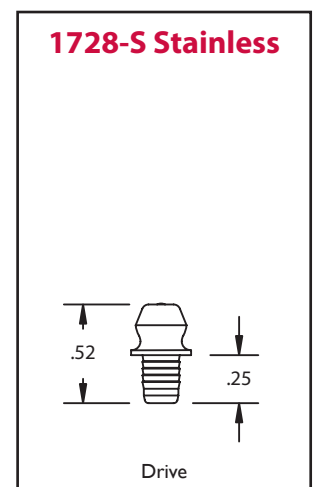
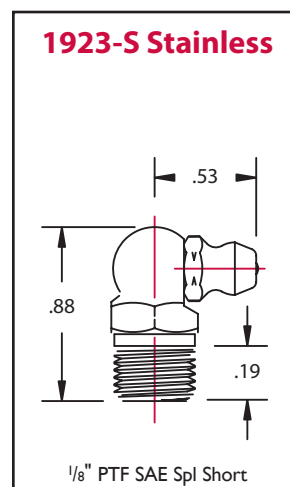
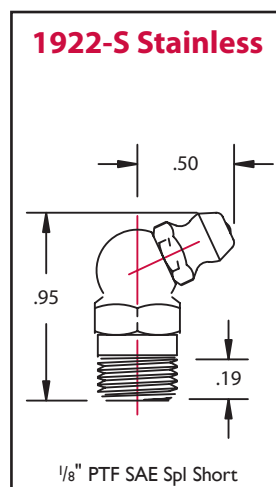
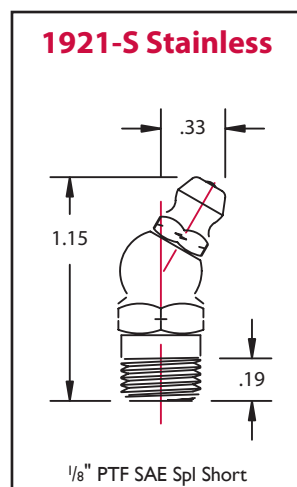
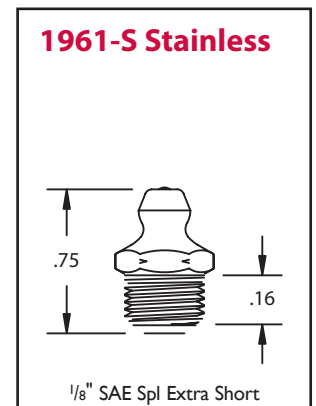
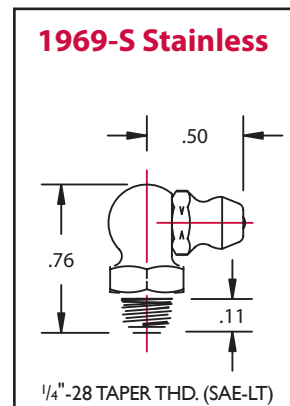
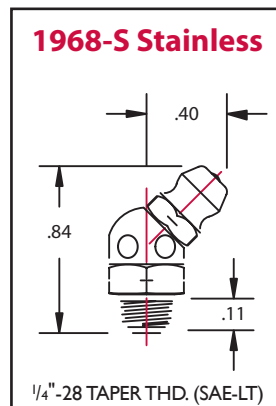
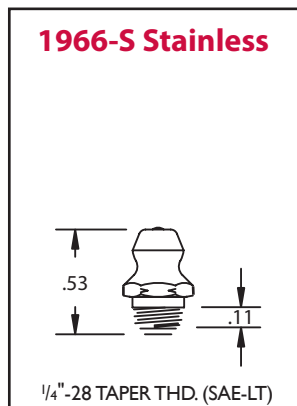
Stainless Steel Fittings

Alemite Stainless Steel Fittings withstand severely corrosive marine and industrial environments. All stainless steel fittings have 2 notches for easy identification.

Product #	Thread	Configuration	Hex Size	Overall Length	Shank Length
1966-S	1/4"-28 Taper	Straight	5/16"	17/32"	3/16"
1968-S	1/4"-28 Taper	45°	3/8"	13/16"	13/64"
1969-S	1/4"-28 Taper	90°	3/8"	3/4"	13/64"
1961-S	1/8" PTF	Straight	7/16"	3/4"	5/16"
1921-S	1/8" PTF	30°	7/16"	1-1/4"	11/32"
1922-S	1/8" PTF	67.5°	7/16"	61/64"	11/32"
1923-S	1/8" PTF	90°	7/16"	7/8"	11/32"
1728-S	Drive	Straight	5/16"	33/64"	5/16"

FEATURES:

- Greater corrosion resistance than carbon steel
- Withstands extreme temperatures ranging from sub-zero to 600°F (315°C)
- Ideal for use in harsh chemical environments and marine applications
- Stainless steel fittings are comprised of Type 303 SS for fitting bodies, Type 440 SS for balls, and Type 302 for tempered springs
- Dirt excluding check ball
- RoHS compliant



INDUSTRIAL LUBRICATION FITTINGS

DRIVE FITTINGS

Straight

Alemite Drive Fittings provide a simple, cost effective alternative to tapping for various applications.

FEATURES:

- Exceeds 72 hour salt spray test
- Used for untapped holes
- Serrated shank provides secure, lasting grip
- Simplifies replacement of damaged fittings in old or oversized holes
- Trivalent zinc plating
- RoHS compliant

All fittings clear zinc unless otherwise noted.

Product #	Configuration	Overall Length	Shank Length	Drill Diameter	Ball Check
1736-A	Straight	9/16" (14.28 mm)	1/4"	1/8"	No
3019	Straight	15/32" (11.91 mm)	5/32"	1/8"	No
3009	Straight	25/64" (9.92 mm)	3/32"	3/16"	No
3005	Straight	15/32"	11/64"	3/16"	No
3006	Straight	31/64"	7/32"	3/16"	No
1728-B	Straight	33/64" (13.09 mm)	1/4"	3/16"	Yes
1633	Straight	5/8"	1/4"	3/16"	No
1743-B	Straight	35/64"	1/4"	1/4"	Yes
1952-A	Straight	15/32"	1/8"	1/4"	No
1608-B	Straight	35/64" (13.89 mm)	1/4"	5/16"	Yes
1666	Straight	37/64"	7/32"	3/8"	No
369591	Straight	21/50"	NA	3/16"	No
369604	Straight Flush	11/32" (8.73 mm)	21/64"	1/4"	Yes
369577*	Straight	35/64" (13.89 mm)	1/4"	1/4"	Yes

* Yellow zinc

Drive Fitting Tools-Straight



5253

Product #	Type of Drive Fitting	Use with Fitting
5253	Straight	1633, 1666, 1699, 1720-B, 1736-A, 1952-A, 3005, 3009, 3019, 369591, 369604, 369577
5253-1	Straight	1608-B, 1743-B, 3038-B
5253-3	Straight	1728-B

INDUSTRIAL LUBRICATION FITTINGS

DRIVE FITTINGS

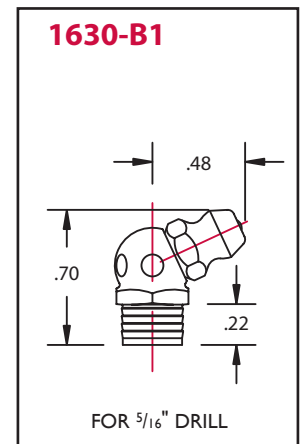
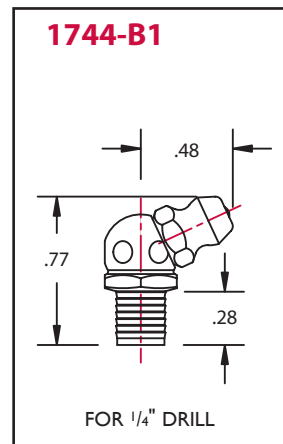
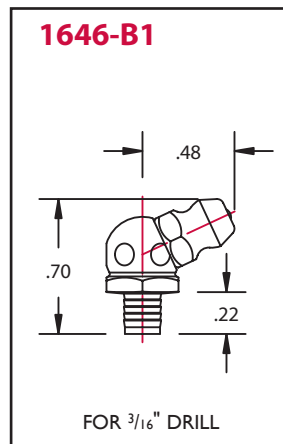
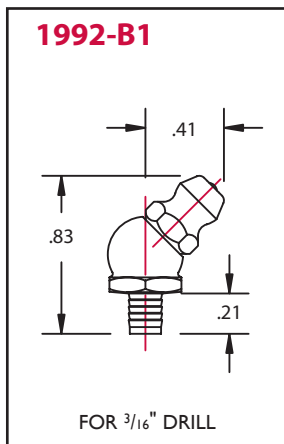
Angled

Alemite Drive Fittings provide a simple, cost effective alternative to tapping for various applications.

Product #	Configuration	Overall Length	Shank Length	Drill Diameter	Ball Check
1992-B1	45°	53/64"	7/32"	3/16"	Yes
1646-B1	65°	45/64"	7/32"	3/16"	Yes
1744-B1	65°	49/64"	9/32"	1/4"	Yes
1630-B1	65°	45/64"	7/32"	5/16"	Yes


FEATURES:

- Exceeds 72 hour salt spray test
- Used for untapped holes
- Serrated shank provides secure, lasting grip
- Simplifies replacement of damaged fittings in old or oversized holes
- Trivalent zinc plating
- RoHS compliant



Drive Fitting Tools-Angled

This special tool simplifies the original installation of drive fittings in untapped holes.



5254-1

Product #	Type of Drive Fitting	Use with Fitting
5254-1	Angled	1630-B1, 1646-B1, 1744-B1, 1992-B1, 1722-B, 1723-B, 1724-B, 369545

INDUSTRIAL LUBRICATION FITTINGS

METRIC FITTINGS

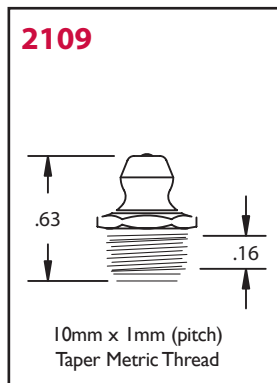
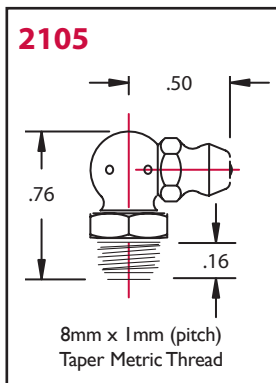
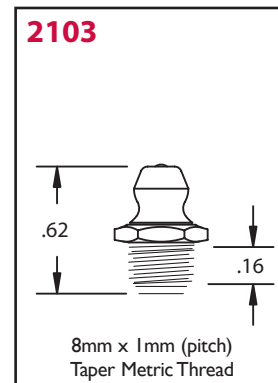
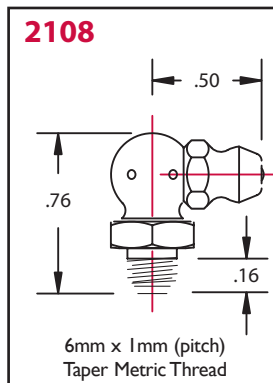
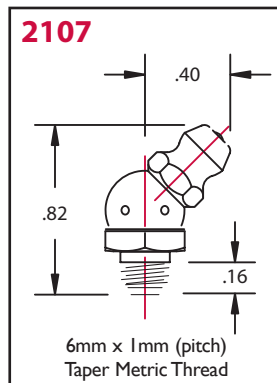
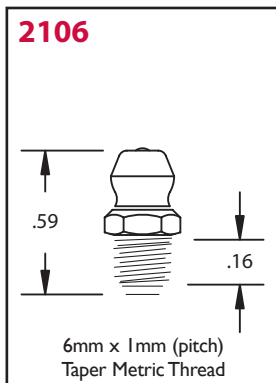
Threaded Metric Fittings

Alemite metric thread conforms to German Standard DIN 71412.

Product #	Thread	Configuration	Hex Size	Overall Length	Shank Length
2106	6 mm x 1 mm	Straight	7 mm	19/32"	1/4"
2107	6 mm x 1 mm	45°	10 mm	13/16"	7/32"
2108	6 mm x 1 mm	90°	10 mm	3/4"	7/32"
2103	8 mm x 1 mm	Straight	9 mm	5/8"	1/4"
2105	8 mm x 1 mm	90°	10 mm	3/4"	7/32"
2109	10 mm x 1 mm	Straight	11 mm	5/8"	1/4"

FEATURES:

- Exceeds 72 hour salt spray test
- Dirt excluding check ball
- Trivalent zinc plating
- RoHS compliant



BUTTON HEAD FITTINGS

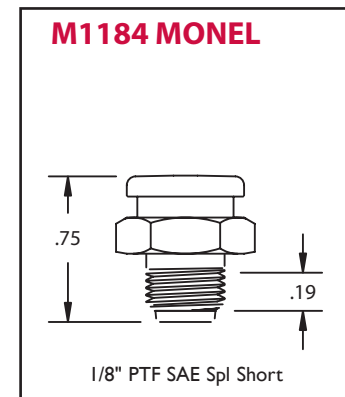
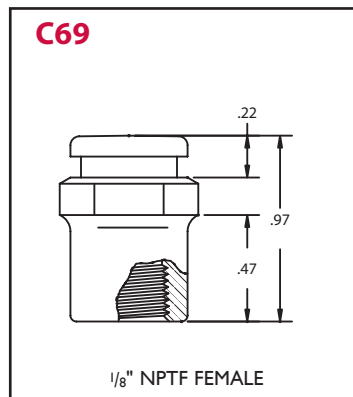
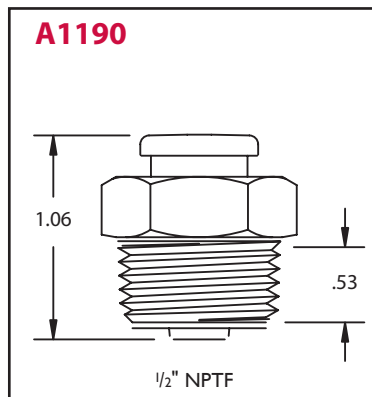
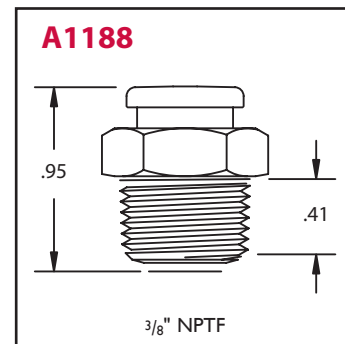
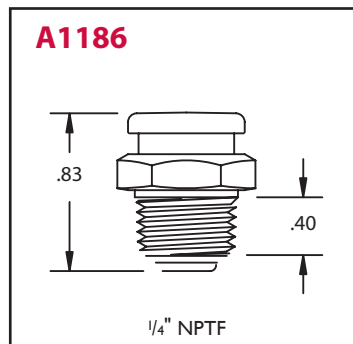
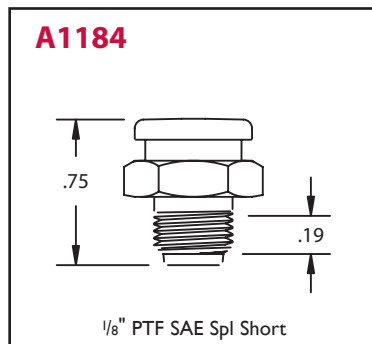
Standard

Alemite Standard Button Head Fittings are used in rugged applications such as heavy machinery, construction equipment and off road equipment.

Product #	Thread	Hex Size	Overall Length	Shank Length
A1184	1/8" PTF	5/8"	3/4"	11/32"
A1186	1/4" NPTF	5/8"	53/64"	27/64"
A1188	3/8" NPTF	3/4"	61/64"	31/64"
A1190	1/2" NPTF	7/8"	1-1/16"	35/64"
C69	1/8" NPTF(f)	5/8"	31/32"	13/32"
M1184	1/8" PTF	5/8"	3/4"	11/32"

FEATURES:

- Exceeds 72 hour salt spray test
- Trivalent zinc plating
- RoHS compliant
- Head size helps minimize breakage
- Dirt excluding plunger check valve helps reduce dirt contamination



Please refer to page III for Couplers.

INDUSTRIAL LUBRICATION FITTINGS

BUTTON HEAD FITTINGS

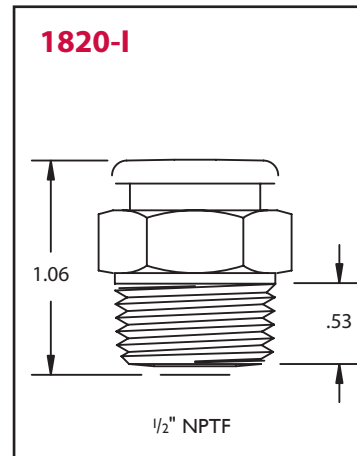
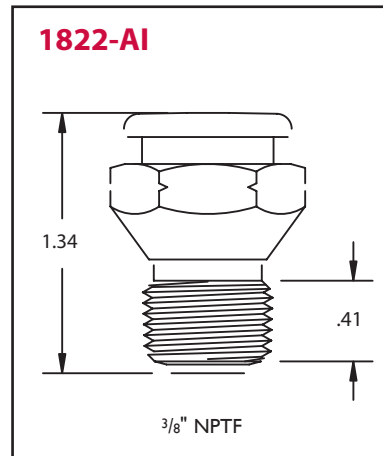
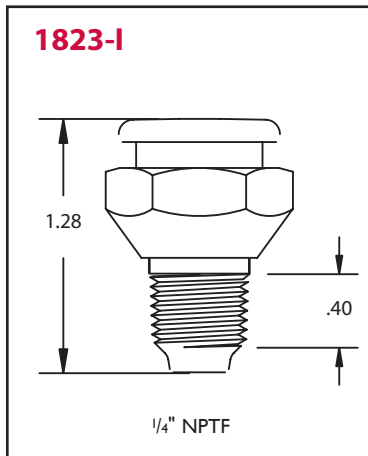
Giant

Alemite Giant Button Head Fittings are the largest fitting available for rugged applications.

Product #	Thread	Hex Size	Overall Length	Shank Length
1823-I	1/4" NPTF	7/8"	1-1/4"	1/2"
1822-AI	3/8" NPTF	7/8"	1-5/16"	9/16"
1820-I	1/2" NPTF	7/8"	1-1/16"	1/2"

FEATURES:

- Exceeds 72 hour salt spray test
- Trivalent zinc plating
- RoHS compliant
- Head size helps minimize breakage
- Dirt excluding plunger check valve helps reduce dirt contamination



Please refer to page III for Couplers.

INDUSTRIAL LUBRICATION FITTINGS

RELIEF FITTINGS

Alemite Relief Fittings are used on gearbox housings and bearings (king pins, universal joints, etc.) where excessive lubrication pressure is not desired.

FEATURES:

- Exceeds 72 hour salt spray test
- Trivalent zinc plating
- RoHS compliant
- Fittings open at predetermined pressure (see table)
- May be used with grease or oil
- 338382 is a leak proof fitting

RECOMMENDED ACCESSORIES

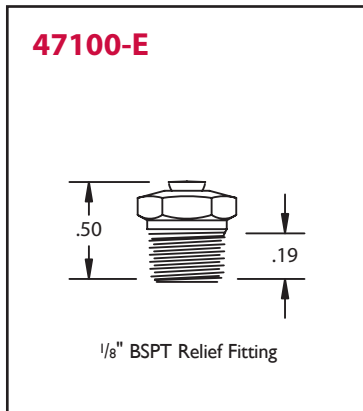
- 1/8" – 1/4" Bushing (45120)

British Standard Pipe Thread Fittings

Product #	Description	Opening Pressure
317400-E	1/8" BSPT Relief Fitting	1/4 to 1 psi
47200-E	1/8" BSPT Relief Fitting	1 to 5 psi
47100-E	1/8" BSPT Relief Fitting	45 to 80 psi

FEATURES:

- Dirt excluding check ball
- Trivalent zinc plating
- RoHS compliant

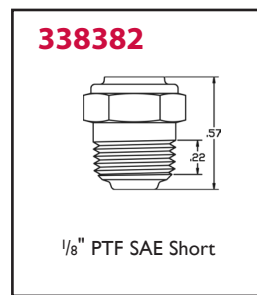
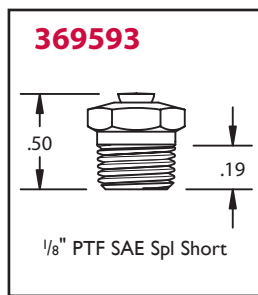
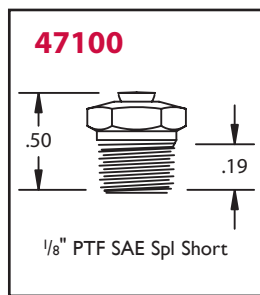


INDUSTRIAL LUBRICATION FITTINGS

RELIEF FITTINGS

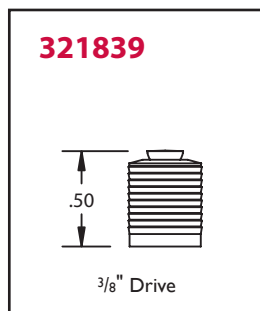
1/8" Pipe Thread

Product #	Thread	Relief Pressure Min	Relief Pressure Max	Pressure Based on Using Air/Grease/Oil
317400	1/8" PTF SAE SPL Short	.25 psi	1 psi	Air at 1.2 Ft ³ /Hr
47200	1/8" PTF SAE SPL Short	1 psi	5 psi	Oil 30W SAE
47640	1/8" PTF SAE SPL Short	7.5 psi	15 psi	Oil 30W SAE
323060	1/8" PTF SAE SPL Short	15 psi	25 psi	Oil 30W SAE
47100	1/8" PTF SAE SPL Short	45 psi	80 psi	Oil 30W SAE
50500	1/8" PTF SAE SPL Short	400 psi	650 psi	NLGI 1 Grease, Calcium Based
369593	1/8" PTF SAE SPL Short	100 psi	200 psi	NLGI 1 Grease, Calcium Based
338382	1/8" PTF SAE SPL Short	80 psi	140 psi	Oil 30W SAE



Drive

Product #	Drive Fitting	Relief Pressure Min	Relief Pressure Max
321839	3/8" Diameter Drill	1 psi	5 psi



INDUSTRIAL LUBRICATION FITTINGS

FLUSH TYPE FITTINGS

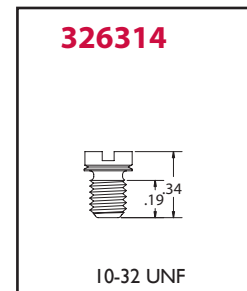
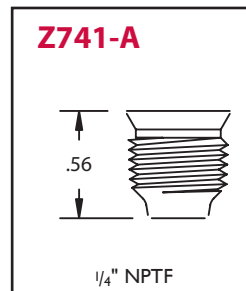
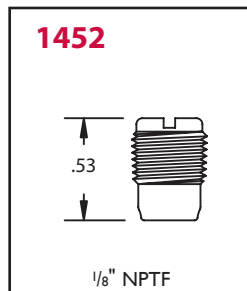
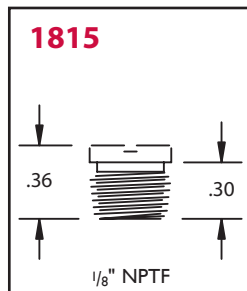
Alemite Flush Type Fittings are used where protruding fittings are not desirable, such as for line shafting pulleys or revolving bearings.

FEATURES:

- Exceeds 72 hour salt spray test
- Dirt excluding check ball
- Trivalent zinc plating
- RoHS compliant
- Flush mounting reduces potential for damage

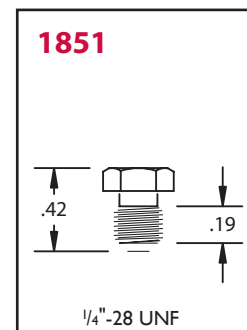
Threaded - Slotted

Product #	Thread	Type	Overall Length	Shank Length	Drill Diameter
1815	Overall Length	Slotted	Shank Length	Hex Size	Thread
1452	Overall Length	Slotted	Shank Length	Hex Size	Thread
Z741-A	Overall Length	Slotted	Shank Length	Hex Size	Thread
326314	10-32 UNF	Slotted	3/8"	15/64"	NA



Threaded - Hex

Product #	Thread	Type	Overall Length	Shank Length	Drill Diameter
1851	1/4"-28 NF	Hex	13/32"	19/64"	NA

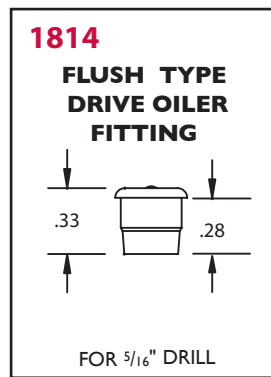
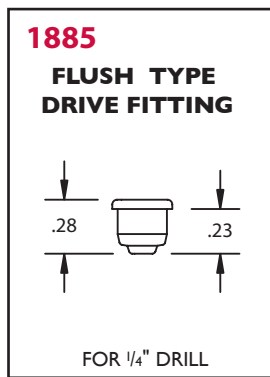
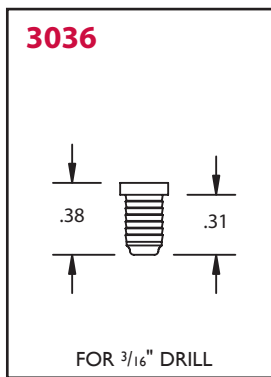


INDUSTRIAL LUBRICATION FITTINGS

FLUSH TYPE FITTINGS

Drive

Product #	Thread	Type	Overall Length	Shank Length	Drill Diameter
3036	Drive	Straight	3/8"	5/16"	3/16"
1885	Drive	Straight	9/32"	15/64"	1/4"
1814	Drive	Straight	21/64"	9/32"	5/16"



Please refer to page 112 for Couplers.

INDUSTRIAL LUBRICATION FITTINGS

LEAKPROOF FITTINGS

To improve reliability of the check valve in these fittings, keep input passages free of foreign particles. Redundancy of seal should be provided in critical applications where back pressure must be maintained.

Threaded

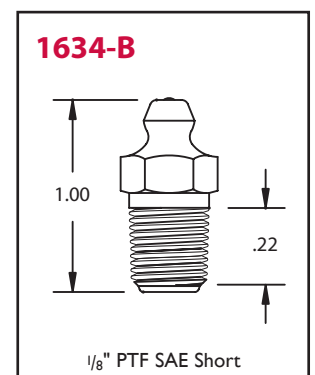
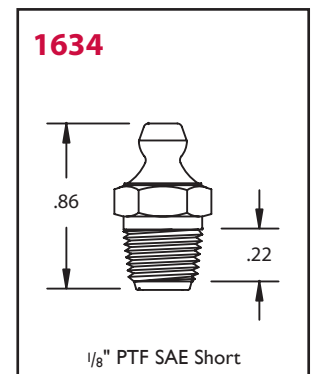
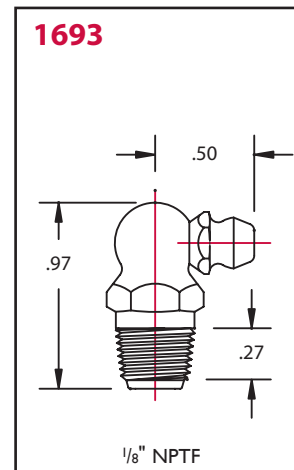
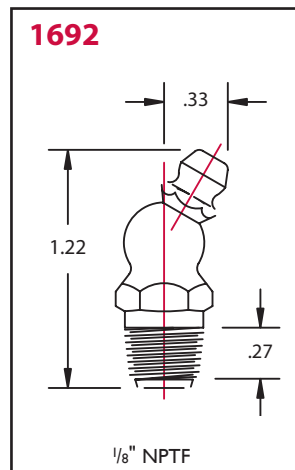
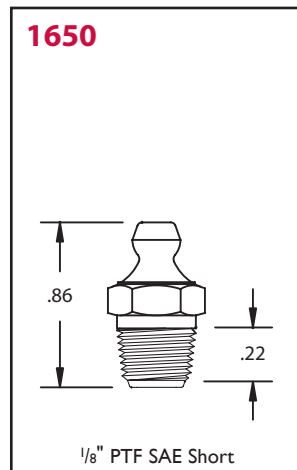
Product #	Type	Thread	Hex Size	Overall Length	Shank Length	Check Valve	Max. Back Pressure
1650 ⁽¹⁾	Straight	1/8" PTF SAE Short	7/16"	29/32"	25/64"	Fluoroelastomerer Ball	3,000 psi
1692 ⁽¹⁾	30°	1/8" NPTF	7/16"	1-7/32"	25/64"	Buna-N disk	3,000 psi
1693 ⁽¹⁾	90°	1/8" NPTF	7/16"	31/32"	25/64"	Buna-N disk	3,000 psi
1634 ⁽²⁾	Straight	1/8" PTF SAE Short	7/16"	27/32"	23/64"	Steel Ball/Brass Seat	10,000 psi
1634-B ⁽²⁾	Straight	1/8" PTF SAE Short	7/16"	1"	33/64"	Steel Ball/Brass Seat plus dirt excluding surface ball check	10,000 psi

⁽¹⁾ Designed for light oils

⁽²⁾ Designed for grease, medium and heavy oils

RECOMMENDED ACCESSORY:

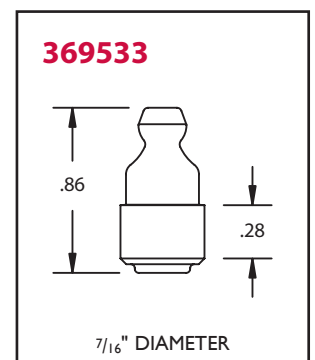
- Dust Caps



Drive

Product #	Type	Thread	Press Fit OD	Overall Length	Shank Length	Check Valve	Max Back Pressure
369533	Straight	NA	7/16"	55/64"	NA	Steel Ball/Brass Seat	*

* Maximum pressure depends on the press fit



VENTS

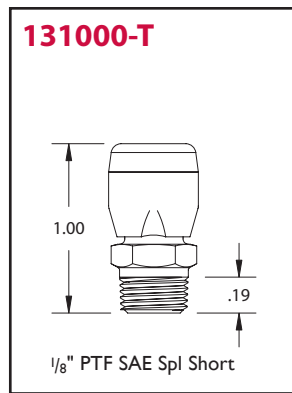
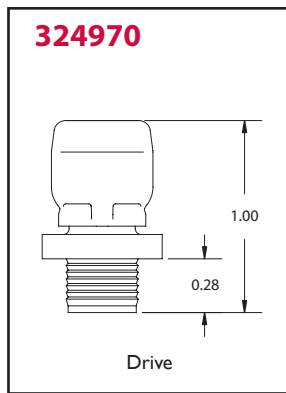
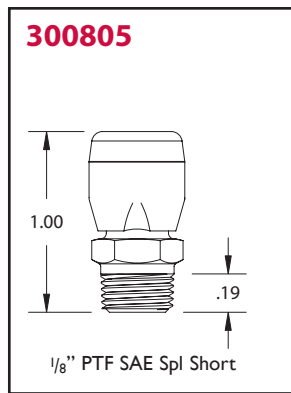
Vents

Alemite Vents are used with transmissions, speed reducers, axles, gear housings and similar applications. The vent is placed above normal lubrication level to allow air to escape when internal pressure rises.

Product #	Thread	Opening Pressure
300805	1/8" PTF SAE Short	Felt filter
304810	1/8" PTF SAE Short	1-3" water
324970	Drive 3/8". Designed as 0.374±0.000-0.003 drive. Use 0.368" drill or U drill.	6-12" water, 0.25 to 0.43 psi
131000-T	1/8" PTF SAE Short	12" water max
327240	1/8" PTF SAE Short	1 to 1-1/2 psi
330766	1/8" PTF SAE Short	2-1/2 to 4 psi
369622	1/8" PTF SAE Special Short	2-1/2 to 4 psi
369602	1/8" PTF SAE Short	1 to 2 psi

FEATURES:

- Exceeds 72 hour salt spray test
- Trivalent zinc plating
- Vent opens at designated pressure (see table)
- Helps to prevent fluid leakage
- Special cap prevents water or dirt from entering



INDUSTRIAL LUBRICATION FITTINGS

BREATHERS

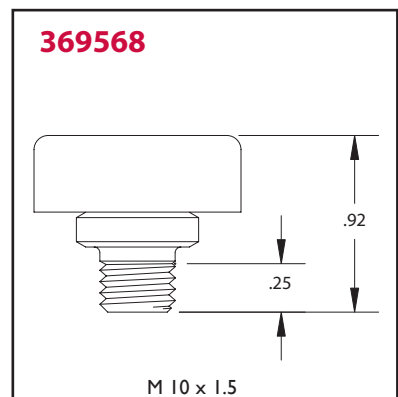
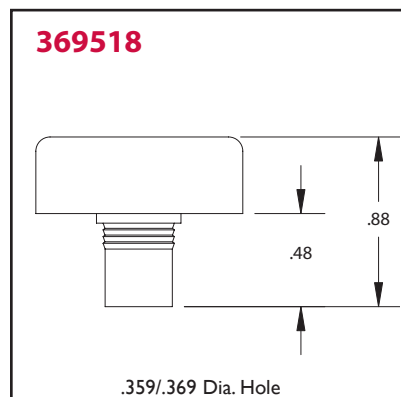
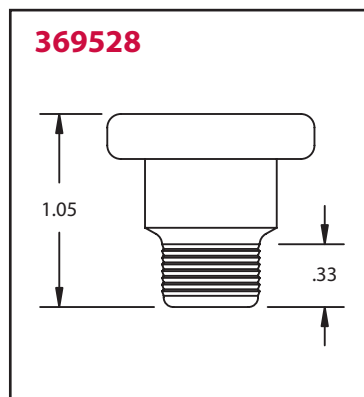
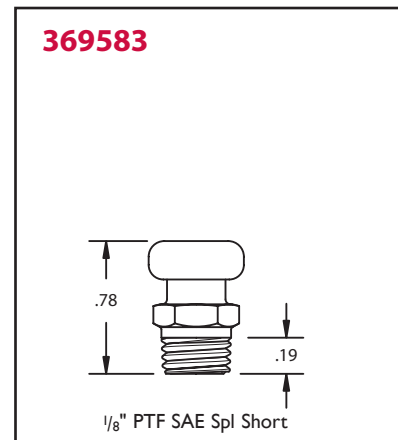
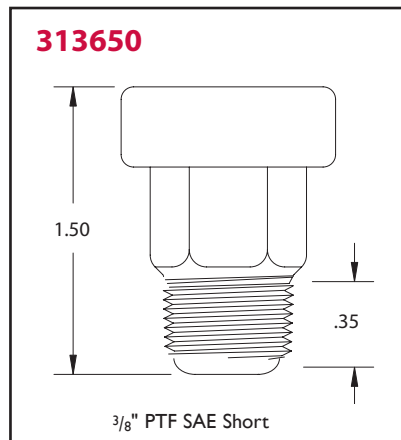
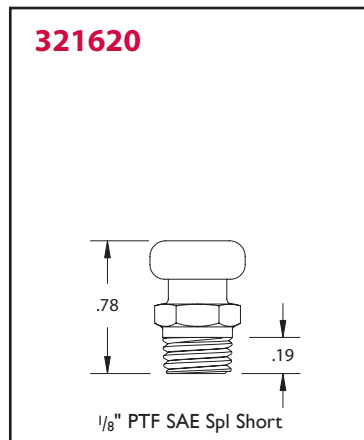
Breathers

Alemite Breathers are used with transmissions, differentials, speed reducers, axles, gear housings and similar applications. The breather helps maintain proper pressure.

Product #	Description	Thread
313650	Two Baffles	3/8" PTF SAE Short
369583*	Corrosion Resistant	1/8" PTF SAE Short
369528	Press Fit, Two Baffles	Goes into .497/.5032 DIA hole
321620	Zinc Trivalent	1/8" PTF SAE SPL Short
369518	Double Vent	Drive 0.374±0.000-0.003 hole Use 0.36" drill or U drill
369568	M 10 x 1.5	M 10 x 1.5

FEATURES:

- Exceeds 72 hour salt spray test
 - Trivalent zinc plating
 - No airflow restrictions
 - Breathers with felt filters help reduce dirt contamination
- * 240 hour salt spray test



INDUSTRIAL LUBRICATION FITTINGS

SPECIALTY FITTINGS

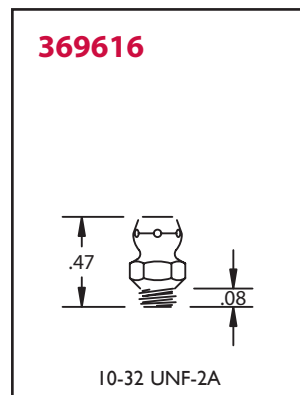
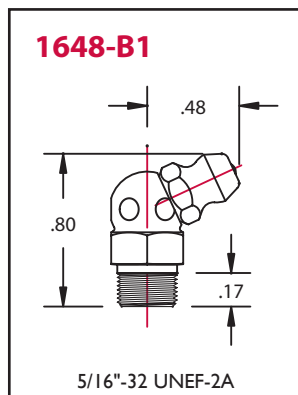
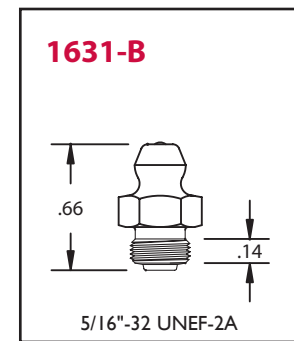
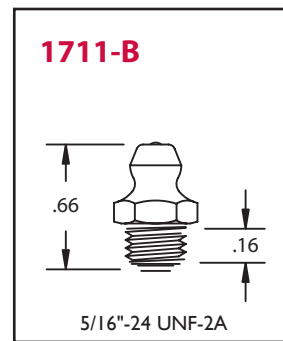
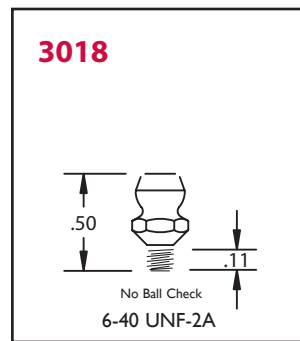
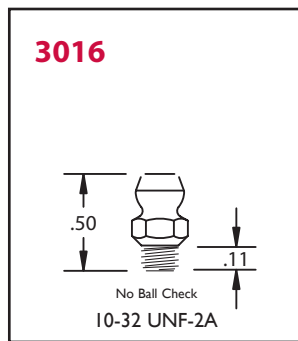
Special Thread Fittings

Alemite offers special threads and sizes for special lubrication applications. All have high pressure ball check unless noted.

Product #	Thread	Configuration	Hex Size	Overall Length	Shank Length
3016	10-32 UNF-2A	Straight	1/4"	1/2"	1/8"
3018	6-40 UNF-2A	Straight	1/4"	1/2"	9/64"
1711-B	5/16"-24 UNF-2A	Straight	3/8"	21/32"	5/32"
1631-B	5/16"-32 UNEF-2A	Straight	3/8"	21/32"	15/64"
1648-B1	5/16"-32 UNEF-2A	65°	3/8"	51/64"	7/32"
369616	10-32 UNF-2A	Straight	1/4"	15/32"	5/64"

FEATURES:

- Exceeds 72 hour salt spray test
- Dirt excluding check ball
- Trivalent clear zinc plating
- RoHS compliant
- 3016, 3018 and 369616 have no ball check



SPECIALTY FITTINGS

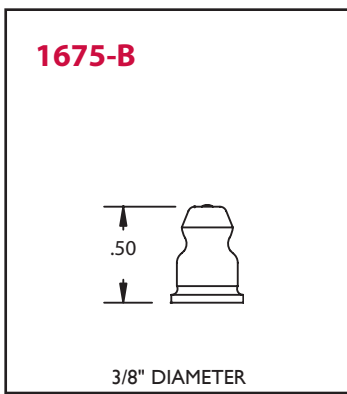
Rivet Fittings

Alemite Rivet Fittings are used where threaded or drive fittings are difficult to use. They are commonly used for king pin applications.

Product #	Configuration	Overall Length	Fitting Diameter	Rivet Diameter
1675-B	Straight	1/2"	3/8"	5/16"

FEATURES:

- Exceeds 72 hour salt spray test
- Dirt excluding check ball
- Trivalent zinc plating
- RoHS compliant



Pin Type Fittings

Alemite Pin Type Fittings have positive locking action on coupler and cross pin, providing a leakproof connection.

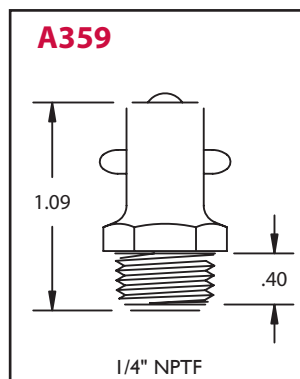
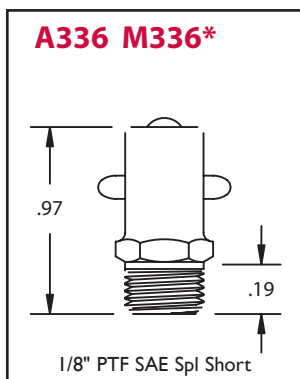
Product #	Thread	Configuration	Hex Size	Overall Length	Shank Length
A336	1/8" PTF	Straight	7/16"	31/32"	17/64"
A359	1/4" NPTF	Straight	17/32"	1-3/32"	5/16"
M336	1/8" PTF	Straight	7/16"	31/32"	17/64"

FEATURES:

- Exceeds 72 hour salt spray test
- Dirt excluding check ball
- Trivalent zinc plating
- RoHS compliant

RECOMMENDED ACCESSORIES:

- Pin Type Couplers (VB942, 50491, 51185)



*Brass Body and Ball, Monel Pin

Please refer to page 111 for Couplers.

SPECIALTY FITTINGS

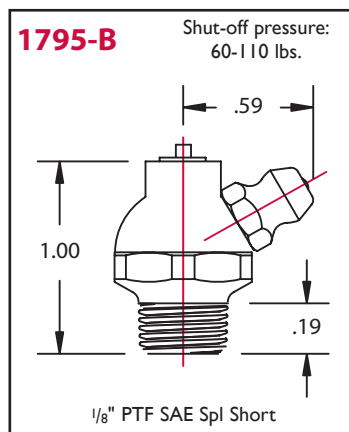
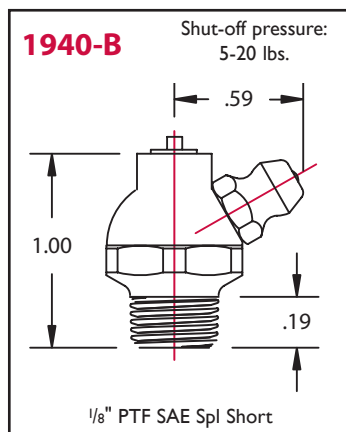
Hydraulic Shut Off Fittings

Alemite Hydraulic Shut Off Fittings positively shut off at specified pressure, preventing over-lubrication and damaging of bearing seals.

FEATURES:

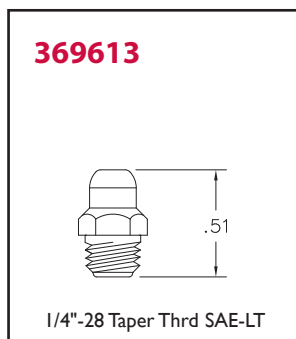
- Exceeds 72 hours salt spray test
- Dirt excluding check ball
- Trivalent zinc plating
- RoHs compliant

Product #	Configuration	Hex Size	Overall Length	Shank Length	Shutt-off Pressure
1940-B	60°	5/8"	1"	17/64"	5-20 psi
1795-B	60°	5/8"	1"	17/64"	60-110 psi



Bullet Nose Fitting

Product #	Thread	Configuration	Hex Size	Overall Length
369613	1/4-28 SAE-LT	Straight	0.28"	0.51"



FITTING ASSORTMENTS

Blister Packs

Alemite Fitting Blister Packs are packaged for display or easy storage. Each pack contains 10 fittings unless otherwise noted.

Product #	Configuration	Hex Size	Overall Length	Shank Length	Quantity
B1610-BL	Straight	7/16"	11/16"	19/64"	10
B1611-B	30°	7/16"	29/32"	19/64"	10
B1613-B	90°	7/16"	27/32"	19/64"	10
B1627-B	Straight	9/16"	7/8"	27/64"	5
B1629-B	67.5°	9/16"	31/32"	11/32"	5
B1637-B1	45°	3/8"	13/16"	13/64"	10
B1641-B	Straight	5/16"	35/64"	3/16"	10
B1688-B	45°	7/16"	57/64"	19/64"	10
B1911-B1	90°	3/8"	3/4"	13/64"	10
B2103	Straight	9 mm	5/8"	1/4"	10
B2105	90°	10 mm	3/4"	7/32"	10
B2106	Straight	7 mm	19/32"	1/4"	10
B2108	90°	10 mm	3/4"	7/32"	10
B2109	Straight	11 mm	5/8"	1/4"	10

Multiple Size Assortments -Standard

Alemite Standard Fitting Assortments include a selection of popular standard sized fittings.

FEATURES:

- All Purpose Fitting Assortment (2364-1) includes 2 tools for extracting fittings and rethreading holes
 - B315790 – 1/4"-28 Fitting Tool
 - B315791 – 1/8" PTF Fitting Tool

Product #	Description	1610-BL	1688-B	1613-B	1641-B	1637-B1	1911-B1	1611-B	1612-B
2398-1	Vehicle Fitting Assortment	24	12	12	24	12	12	NA	NA
2364-1	All Purpose Fitting Assortment	36	12	12	24	12	12	12	12
2365-1	Pocket Pack Fitting Assortment	12	6	6	12	6	6	NA	NA



2364-1



2398-1



2365-1

INDUSTRIAL LUBRICATION FITTINGS

FITTING ASSORTMENTS

Multiple Size Assortments - Metric

Alemite Metric Fitting Assortments include a selection of metric fittings.

Product #	Description	2106	2107	2108	2103	2105	2109
2371	Metric Fitting Assortment	10	6	6	6	6	10



2371

45° Adapters

Alemite Adapters are used to adapt a threaded fitting to a different size opening thread.

Product #	Thread	Configuration	Thread (female)
310912	1/4"-28 Taper Thread (SAE-LT)(m)	45°	1/8" NPTF(f)

Plastic Caps

Plastic Caps protect fittings from corrosion and debris, and are available in red or white color.

Product #	Color	Quantity per Box
339630-RD	Red	100
339630-WH	White	100

INDUSTRIAL LUBRICATION FITTINGS

FITTING ACCESSORIES

Header Blocks

Alemite Header Blocks allow hard to reach lubrication points to be connected to fittings by tubing or whip hose.


Product #	Size	Length	Inlet/Outlet Threads	Fittings
6135	3-point	2-3/4"	1/8" NPTF(f)	1612-B
6136	6-point	5-3/4"	1/8" NPTF(f)	1612-B
328303-42	1/4" tube fitting	NA	1/8" NPTF(f)	NA

FEATURES:

- Available with or without fittings
- Configured to serve 3 or 6 lubrication points
- Includes compression fittings for 1/4" tubing



6135




6136

Fitting Extensions

Alemite Fitting Extensions are used to extend fittings away from a bearing housing.

Product #	Thread	Hex Size	Effective Thread Length	Overall Length	Shank Length
43761	1/8" NPTF(f) x 1/8" NPTF(m)	1/2"	3/16"	3/4"	9/32"
43762	1/8" NPTF(f) x 1/8" NPTF(m)	1/2"	17/64"	17/64"	11/16"
336551	1/4"-28 Taper Thread (SAE-LT)(m) x 1/4"-28 UNF-3B(f)	NA	13/64"	1 1/4"	1"



43762

FITTING ACCESSORIES

Straight Adapters

Product #	Thread	Thread (M / F)	Configuration
327033	1/4" NPTF(m)	1/4" NPTF(m)	Straight
130552	1/4" NPTF(m)	1/2" NPTF(m)	Straight
43379	1/4" NPTF(m)	1/2"-27 Taper(m)	Straight
41729	3/8" NPTF(m)	3/8" NPTF(m)	Straight
47703	7/16"-27 UNS-2A (m)	1/2"-27 NS Taper(m)	Straight
44734	3/8" NPTF(m)	1/2"-27 Taper(m)	Straight
51888	1/2" NPTF(m)	1/2" NPTF(m)	Straight
307925	1/2" NPTF(m)	1/2"-27 NS Taper(m)	Straight
42159	1/2"-27 NS Taper(m)	1/2"-27 NS Taper(m)	Straight
43760	1/8" NPTF(m)	1/4" NPTF(f)	Straight
52797	3/8" NPTF(m)	1/2" NPTF(f)	Straight
305859	7/16"-27 UNS-2A (m)	1/8" NPTF(f)	Straight
51942	1/4"-28 Taper Thread (SAE-LT)(m)	1/8" NPTF(f)	Straight
1000-44	1/4" NPTF(m)	1/4" NPSM(f)	Straight, Swivel
1000-88	1/2" NPTF(m)	1/2" NPSM(f)	Straight, Swivel
1012-88	1/2" NPTF(f)	1/2" NPSM(f)	Straight, Swivel



305859



43760

INDUSTRIAL LUBRICATION FITTINGS

FITTING ACCESSORIES

90° Adapters

Alemite Adapters are used to adapt a threaded fitting to a different size opening thread.

Product #	Thread	Configuration	Thread (female)
51943	1/4"-28 Taper Thread (SAE-LT)(m)	90°	1/8" NPTF(f)
1001-44	1/4" NPTF(m)	90°, Swivel	1/4" NPSM(f)
1001-66	3/8" NPTF(m) x 3/8" NPTF(f)	90°, Swivel	3/8" NPSM(f)
1001-86	1/2" NPTF(m) x 3/8" NPTF(f)	90°, Swivel	3/8" NPSM(f)
1001-88	1/2" NPTF(m) x 1/2" NPTF(f)	90°, Swivel	1/2" NPSM(f)



1001-88

Plugs

Alemite Plugs close openings where a fitting is no longer required.

Product #	Description
1480	1/8" NPTF Square Head
17831	1/8" NPTF Hex Socket
170008	1/4" NPTF Hex Socket
328224	1/4"-28 Taper Thd (SAE-LT) Hex Head
328435	1/4"-28 Taper Thd (SAE-LT) Thread Forming Hex Head

Bushings

Alemite Bushings are zinc plated to resist corrosion.

Product #	Thread (male)	Thread (female)
45120	1/4" NPTF	1/8" NPTF
A112	3/8" NPTF	1/8" NPSI
40996	3/8" NPTF	1/4" NPTF
A113	1/2" NPTF	1/8" NPSI
51891	1/2" NPTF	1/4" NPTF
131586	1/2" NPTF	3/8" NPTF
320354	1" NPTF	1/2" NPTF
338552	2" NPT	3/4" NPT

INDUSTRIAL LUBRICATION FITTINGS

FITTING ACCESSORIES

Couplers - Hydraulic

Alemite Hydraulic Couplers provide quick, positive and leakproof connection with hydraulic fittings.

Product #	Thread	Type	Length	Pressure	Other Features
6304-B	1/8" NPTF(f)	Standard	NA	10,000 psi	Metal Seal
6304-C	1/8" NPTF(f)	Standard	NA	10,000 psi	Metal Seal; built-in check valve
308730	1/8" NPTF(f)	Narrow	NA	10,000 psi	Rubber Seal
308730-A	1/8" NPTF(f)	Narrow	NA	10,000 psi	Rubber Seal; built-in check valve
B330070	1/8" NPTF(f)	Narrow	NA	10,000 psi	Metal Seal; blister packed
B154	1/8" NPTF(f)	Narrow	NA	10,000 psi	Rubber Seal
322120	1/8" NPTF(f)	Narrow	NA	10,000 psi	Rubber Seal; 90°
6509-D	1/8" NPTF(f)	Standard 360° Swivel	3 1/2"	10,000 psi	Metal Seal
6509-E	1/8" NPTF(f)	Narrow Diameter 360° Swivel	4"	10,000 psi	Rubber Seal

Couplers - Button Head

Product #	Thread	Type	Length	Pressure	Other Features
42030	7/16"-27 NS-2(f)	Standard Pull-On	NA	10,000 psi	NA
42030-A	1/8" NPTF(f)	Standard Pull-On	NA	10,000 psi	NA
42031-A	1/8" NPTF(f)	Standard Push-On	NA	10,000 psi	NA
304300	7/16"-27 NS-2(f)	Giant Pull-On	NA	15,000 psi	NA
304300-A	1/8" NPTF(f)	Giant Pull-On	NA	15,000 psi	NA
319702	1/4" PTF SAE Short(f)	Giant Pull-On	NA	15,000 psi	NA
304301	7/16"-27 NS-2(f)	Giant Push-On	NA	15,000 psi	NA



42030

Couplers - Pin Type

Product #	Thread	Type	Pressure
VB942	1/8" NPTF(f) without wing	Pin	10,000 psi
50491	1/8" NPTF(m) with wing	Pin	10,000 psi
51185	1/8" NPTF(f) with wing	Pin	10,000 psi



50491

Couplers - Flush Type Nozzle

Product #	Thread	Type	Pressure
314150	1/8" NPTF(f)	Midget	10,000 psi
Z737	1/8" NPTF(f)	Standard	10,000 psi

Couplers - Kits

Product #	Description
398727	Standard Button Head Coupler Kit
398726	Giant Button Head Coupler Kit

INDUSTRIAL LUBRICATION FITTINGS

FITTING ACCESSORIES

Fitting Tools

Zerk-Mate fitting cleaning tools are a quick, effective way to unplug clogged grease fittings. Light viscosity oil is injected into the plugged joint, loosening grease and allowing new grease to enter, saving the time of replacing fittings and joints. Available in standard and pocket sized models. Easy out fitting tools are used to extract broken fittings, rethread holes, and install new fittings.

Product #	Description	Weight	Thread
339841	Heavy-Duty Zerk-Mate to unclog fittings	1.5 lb	NA
340004	Heavy-Duty Zerk-Mate to unclog fittings	8 oz	NA
B315790	Easy-out fitting tool to remove and install fittings	0.2 Lb.	1/4"-28 Taper Thread
B315791	Easy-out fitting tool to remove and install fittings	0.2 Lb.	1/8" NPTF



Elbow Bodies

Alemite Elbow Bodies change the angle of a fitting to be attached to a bearing.

Product #	Thread	Angle	Overall Length	Shank Length	Thread Length
43706	1/8" NPTF(f) x 1/8" PTF SAE Short(m)	90°	1-1/8"	17/32"	17/64"
43716	1/8" NPTF(f) x 1/8" PTF SAE Short(m)	45°	1"	7/16"	7/32"
44701	1/8" NPTF(f) x 1/8" PTF SAE Short(m)	90°	1"	7/16"	7/32"
43718	1/8" NPTF(f) x 1/4" PTF(m)	90°	1-3/16"	5/8"	13/32"
43748	1/4" NPTF(f) x 1/4" PTF(m)	90°	1-11/32"	19/32"	13/32"
369586	1/4"-28 Taper Thread SAE-LT(f) x 1/4"-28 UNF-2B(m)	65°	45/64"	1/5"	19/64"
369594	1/4"-28 Taper Thread SAE-LT(f) x 1/4"-28(m)	45°	45/64"	1/5"	19/64"
306722	1/8" NPTF(m) x 1/4" NPTF(f)	Straight	1-3/16"	1/4" end -37/64" 1/8" end -25/64"	1/4" end -13/32" 1/8" end -17/64"
51943	1/4"-28(m) Taper x 1/8" NPTF(f)	90°	1.03"	0.22"	0.110" (minimum)



AEROSPACE FITTINGS



- ▶ Carbon Steel – Zinc Plated
- ▶ Carbon Steel – Nickel Zinc Plated
- ▶ Monel
- ▶ Stainless Steel

Aerospace and military applications require absolute reliability, durability and performance. Alemite AS Fittings meet the very stringent requirements of SAE AS 3541 I standards, including complete documentation and traceability certified from raw materials through production.

AEROSPACE FITTINGS

STEEL AEROSPACE FITTINGS

Alemite Aerospace (AS) Fittings are designed specifically to meet requirements for performance and consistency which are imperative in aircraft and other critical use applications. Alemite AS Fittings meet the stringent requirements of SAE AS 3541 I, which include performance tests, extensive documentation and complete traceability of materials. The AS 3541 I specification supersedes previous Military Specification MIL-F-3541. Look for the Alemite “AS Fitting Notch” on the neck of the fitting.

Zinc Finish



AS Part #	Alemite Part #	Supersedes MS #	NSN #	Material	Finish	Configuration	Thread	Boeing Part #	NAS Part#
AS15001-1P	1641-AS	MS-15001-1	4730000504203	Steel	Zinc	Straight	1/4"-28 Taper (SAE-LT)	NA	NA
AS15001-2P	1680-AS	MS-15001-2	4730001720001	Steel	Zinc	Straight, .97" long	1/4"-28 Taper (SAE-LT)	NA	NA
AS15001-3P	1637-AS	MS-15001-3	4730000504205	Steel	Zinc	45°	1/4"-28 Taper (SAE-LT)	NA	NA
AS15001-4P	1911-AS	MS-15001-4	4730000504207	Steel	Zinc	90°	1/4"-28 Taper (SAE-LT)	NA	NA
AS15002-1P	1792-AS	MS-15002-1	4730001720010	Steel	Zinc	Straight	1/4"-28 Taper UNF-2A	NA	NA



AEROSPACE FITTINGS

STEEL AEROSPACE FITTINGS

Zinc Finish

AS Part #	Alemite Part #	Supersedes MS #	NSN #	Material	Finish	Configuration	Thread	Boeing Part #	NAS Part#
ASI5002-3P	1770-AS	MS-15002-3	4730001720015	Steel	Zinc	45°	1/4"-28 Taper UNF-2A	NA	NA
ASI5003-1P	1610-AS	MS-15003-1	4730000504208	Steel	Zinc	Straight, .69" long	1/8"-PTF-SAE Special Short	NA	NA
ASI5003-2P	1607-AS	MS-15003-2	4730001720022	Steel	Zinc	Straight, 1.25" long	1/8"-PTF-SAE Special Short	NA	NA
ASI5003-3P	1611-AS	MS-15003-3	4730001720025	Steel	Zinc	30°	1/8"-PTF-SAE Special Short	NA	NA
ASI5003-4P	1688-AS	MS-15003-4	4730001720028	Steel	Zinc	45°	1/8"-PTF-SAE Special Short	NA	NA
ASI5003-5P	1612-AS	MS-15003-5	4730001720031	Steel	Zinc	65°	1/8"-PTF-SAE Special Short	NA	NA
ASI5003-6P	1613-AS	MS-15003-6	4730001720034	Steel	Zinc	90°	1/8"-PTF-SAE Special Short	NA	NA
ASI5006-1P	1650-AS	MS-15006-1	4730001730049	Steel	Zinc	Straight Leak Proof	1/8"-PTF-SAE Short	NA	NA
ASI5006-2P	1692-AS	MS-15006-2	4730001730052	Steel	Zinc	30° Leak Proof	1/8"-NPTF	NA	NA
ASI5006-4P	1693-AS	MS-15006-4	4730001730058	Steel	Zinc	90° Leak Proof	1/8"-NPTF	NA	NA

Zinc Nickel Finish

AS Part #	Alemite Part #	Supersedes MS #	NSN #	Material	Finish	Configuration	Thread	Boeing Part #	NAS Part#
ASI5001-1U	1641-ASI	NA_test	NA	Steel	Zinc Nickel	Straight	1/4"-28 Taper (SAE-LT)	BACF19F-1LZ	NA
NA	1984-ASI	NA	NA	Steel	Zinc Nickel	Straight	1/4"-28 Taper (SAE-LT)	BACF19F-1Z	NA
ASI5001-2U	1680-ASI	NA	NA	Steel	Zinc Nickel	Straight, .97" long	1/4"-28 Taper (SAE-LT)	BACF19F-2LZ/2Z	NA
ASI5001-3U	1637-ASI	NA	NA	Steel	Zinc Nickel	45°	1/4"-SAE-LT Taper	BACF19F-3LZ/3Z	NA
ASI5001-4U	1911-ASI	NA	NA	Steel	Zinc Nickel	90°	28 Taper (SAE-LT)	BACF19F-4LZ BACF19F-4Z	NA
ASI5002-1U	1792-ASI			Steel	Zinc Nickel			NA	



AEROSPACE FITTINGS

MONEL

Bright Dipped

AS Part #	Alemite Part #	Supersedes MS #	NSN #	Material	Finish	Configuration	Thread	Boeing Part #	NAS Part#
ASI5004-1	1966-AS3	MS-15004-1	4730001720040	Monel	Bright Dip	Straight	1/4"-28 Taper (SAE-LT)	BACF19G-1L	NA
ASI5004-2	1968-AS3	MS-15004-2	4730001720041	Monel	Bright Dip	45°	1/4"-28 Taper (SAE-LT)	BACF19G-2L & BACF19G-2	NA
ASI5004-3	1969-AS3	MS-15004-3	4730001720042	Monel	Bright Dip	90°	1/4"-28 Taper (SAE-LT)	BACF19G-3L & BACF19G-3	NA
ASI5005-1	1961-AS3	MS-15005-1	4730001720043	Monel	Bright Dip	Straight	1/8"-PTF-SAE Special Extra Short	NA	NA
ASI5005-3	1921-AS3	MS-15005-3	4730001720045	Monel	Bright Dip	30°	1/8"-PTF-SAE Special Short	NA	NA
ASI5005-4	1922-AS3	MS-15005-4	4730001720046	Monel	Bright Dip	65°	1/8"-PTF-SAE Special Short	NA	NA
ASI5005-5	1923-AS3	MS-15005-5	4730001720047	Monel	Bright Dip	90°	1/8"-PTF-SAE Special Short	NA	NA

STAINLESS STEEL

Passivated Finish

AS Part #	Alemite Part #	Supersedes MS #	NSN #	Material	Finish	Configuration	Thread	Boeing Part #	NAS Part#
ASI5720-1	1966-AS2	MS-15720-1	NA	303 SS	Passivated	Straight	1/4"-28 Taper (SAE-LT)	NA	NA
ASI5720-2	1968-AS2	MS-15720-2	NA	304 SS	Passivated	45°	1/4"-28 Taper (SAE-LT)	NA	NA
ASI5720-3	1969-AS2	MS-15720-3	NA	305 SS	Passivated	90°	1/4"-28 Taper (SAE-LT)	NA	NA
ASI5721-1	1961-AS2	MS-15721-1	4730009725789	306 SS	Passivated	Straight	1/8"-PTF-SAE Special Extra Short	NA	NA
ASI5721-3	1921-AS2	MS-15721-3	NA	307 SS	Passivated	30°	1/8"-PTF-SAE Special Short	NA	NA
ASI5721-4	1922-AS2	MS-15721-4	NA	308 SS	Passivated	65°	1/8"-PTF-SAE Special Short	NA	NA
ASI5721-5	1923-AS2	MS-15721-5	4730002013243	309 SS	Passivated	90°	1/8"-PTF-SAE Special Short	NA	NA

FLUID MANAGEMENT SYSTEMS



- ▶ Alemite FCS
- ▶ Alemite AFCS PC

Alemite Fluid Management Systems provide flexible, cost effective options for small to large installations. The new Alemite FCS is easy to install and operate for smaller operations, and offers the capability to improve your dispensing and inventory management.

FLUID MANAGEMENT SYSTEMS

Alemite’s new wireless fluid inventory management systems complement the existing wired FCS and AFCS PC systems. The RFC Plus is for larger shops that need a totally wireless meter, PC reporting and control, and have more dispense points. The meters and keypads utilize a 2.4 GHz mesh network which limits communication problems with other equipment in the facility. All dispenses with the meter are reported and tracked.

RFC PLUS WIRELESS FLUID INVENTORY CONTROL SYSTEM

The RFC Plus system consists of three core components: wireless meter, dispense keypad, and master keypad. The system has one master keypad, up to 36 dispense keypads, and 250 meters.

FEATURES:

- Manage up to 16 fluids and 99 simultaneous dispense locations with a single system
- Simple installation
 - Attach dispense valves to the hoses
 - Plug the keypads into a standard 120V AC outlet
- PC interface for enhanced capabilities and logical network setup
- Mount up to 36 dispense keypads in bays to maximize productivity
- Unlimited job stacking allows technicians to select preloaded repair orders
- Assign special work order number for dedicated oil change bays allowing monitored after-hours fluid dispensing
- Totally wireless communication directly between keypads and dispense valves — no hard wiring required to install system
- Field replaceable AA batteries in meters
- 250 unique operation IDs and PIN numbers
- Each dispense keypad supports up to 24 meters for a total of 250 meters
- Uses direct sequence spread spectrum 2.4 GHz RF technology to prevent communication problems with other facility equipment
- Dispenses in pints, quarts, gallons or liters
- Control of portable fluid tanks
- Antenna extension kit allows keypad antenna to be mounted in location up to 30 feet from keypad to eliminate potential obstructions



343314

Product #	Description
343314	RFC Plus master keypad — 2.4 GHz unit used to bridge the connection between the PC and dispense keypad(s) which include the PC software
343312	RFC Plus dispense keypad — 2.4 GHz unit used by technicians to initiate the dispense
3580-B	2.4 GHz wireless meter with flexible extension for all fluid types
3580-A	2.4 GHz wireless meter with rigid extension for all fluid types
393810-11	Antenna extension kit

FLUID MANAGEMENT SYSTEMS

The RFC system is a basic system consisting of meters and a keypad. The system has one centralized keypad that supports 30 meters and has an internal ticket printer.

RFC WIRELESS FLUID INVENTORY CONTROL SYSTEM

FEATURES:

- Totally wireless communication between keypad and dispense valve
 - no hard wiring required to install system
- Simple installation
 - Attach dispense valves to hoses
 - Plug the keypad into a standard 120V AC outlet
- Supervisor and operator levels of security let you decide who can use, program and monitor the system
- Manage up to eight fluids and 30 simultaneous dispense meters with a single system
- Built-in ticket printer delivers a written record for each transaction
- 49 unique operation IDs and PIN numbers
- Uses direct sequences spread spectrum 2.4 GHz RF technology to prevent communication problems with other equipment in the facility
- Dispenses in pints, quarts, gallons or liters
- Field replaceable AA batteries in meters
- Control of portable fluid tanks
- Antenna extension kit allows keypad antenna to be mounted in locations up to 30 feet from keypad to eliminate potential obstructions



343313

Product #	Description
343313	RFC Plus master keypad – 2.4 GHz unit used to bridge the connection between the PC and dispense keypad(s) which include the PC software
3580-B	2.4 GHz wireless meter with flexible extension for all fluid types
3580-A	2.4 GHz wireless meter with rigid extension for all fluid types
393810-11	Antenna extension kit

FLUID MANAGEMENT SYSTEMS

Alemite Fluid Management Systems provide simple and cost effective fluid use management and reporting. Simple user keypad interface controls solenoid valves, which allow dispensing of fluids. Meters mounted in line with each hose reel provide data to the control system.

ALEMITE FCS

Alemite FCS is Alemite’s newest Fluid Management System. Alemite FCS is designed for use in automotive service, lube truck, and other applications requiring accurate monitoring and reporting of fluid use.

FEATURES:

- Easy installation
- Plug and play wiring
- Single unit contains controls and power supply
- Unit never needs opening to install
- Easy meter calibration
- PLC accommodates 6 pulse meters/12 reels, with up to 6 simultaneous operations
- Inventory monitoring of up to 6 different fluids + 1 waste tank
- PIN code security and touch key options
- 2 levels of security if desired – operator and manager
- Displays low tank level warnings. Warning and stop levels are customizable.
- Free flow or preset metering options
- Dispenses and totalizes in pints, quarts, gallons or liters. Each dispensing point can be programmed independently.
- Large display for easy visibility
- Stand alone system – no PC required
- 1,000 transaction storage capacity – searchable by date, user or oil type
- Can be used with or without printer
- Integrated printer option

Product #	Description
343000	Alemite FCS unit without printer
343000-1	Alemite FCS unit with built in printer



343000

FLUID MANAGEMENT SYSTEMS

ACCESSORIES

Alemite FCS Accessories




339005



339006



338315



339277-1

Product #	Description	Information
339005	Pulse Meter (Oil)	1/2" NPTF(f) inlet/outlet, max operating pressure 1,500 psi, 0.25 - 8 gpm
340080	Pulse Meter (Antifreeze, Coolant)	1/2" NPTF(f) inlet/outlet, max operating pressure 1,500 psi, 1 to 6 gpm
339006	Air Solenoid Valve	1/2" NPTF(f) inlet/outlet, 30 - 150 psi operating pressure, 0.12 amps
338315	Fluid Solenoid Valve with connector	1/2" NPTF(f) inlet/outlet, max operating pressure 3,000 psi, up to 6 gpm; includes manual override and screen
338978	Fluid Solenoid Valve	1/2" NPTF(f) inlet/outlet, max operating pressure 3,000 psi, up to 6 gpm; includes manual override and screen
339317	Air Solenoid	3/8" NPTF(f) inlet/outlet, 5 - 150 psi operating pressure, 10 watts
343025	Connector, Solenoid Valve, Prewired	Prewired with 3' pigtail
339277-1	Pressure Relief Valve	900 psi max, 1 per pump
339277-2		1,400 psi max, 1 per pump
339672-1	External Printer	Requires Cable, 343027
343027	Printer Adapter Cable	30'
339318	Station Ready Lamp	24VDC power
339007	Junction Box	Optional
339276	Pressure Relief Valve Installation Kit	Includes 3' connecting hose and 2 tee reducing branches
343030-25	25' Cable	25' Cable with FCS plug on one end; bare leads on other end
343030-50	50' Cable	50' Cable with FCS plug on one end; bare leads on other end
343030-100	100' Cable	100' Cable with FCS plug on one end; bare leads on other end
343030-250	250' Cable	250' Cable with FCS plug on one end; bare leads on other end
343030-500	500' Cable	500' Cable with FCS plug on one end; bare leads on other end
343067	Fluid Solenoid High Capacity	
343129	DEF Solenoid	24 VDC normally closed 1/2" BSPP inlet/outlet with SS flow paths
343068	Pulse Meter High Capacity	
343191	1/2" DEF Pulse Meter	PVC Pulse Meter, 1/2" BSPP inlet/outlet. 145 psi max, 0.25 gpm to 8 gpm rating

FLUID MANAGEMENT SYSTEMS

Alemite Fluid Inventory Control and Management Systems provide versatility and dependability. Saves time and money by accurately tracking dispensed fluids and the simple, packaged design allows for easy installation.

AFCS PC FLUID INVENTORY CONTROL AND MANAGEMENT SYSTEM

343211



343210

FEATURES:

- Accurately tracks dispensed fluids, saving time and money
- Provides 100 percent interface reliability with management software platforms such as ADP
- Combines dependability of a wired system with benefits of a wireless system
- Simple, packaged design means easy installation
- Manages up to 32 fluids and 300 dispense locations with one complete system
- Multiple users can dispense simultaneously on same system
- Three levels of security let you decide who can use, program and monitor the system
- High-flow dispense locations (15+ gpm) can mix with standard-flow locations
- Mechanic can start dispenses from existing PCs in their service bay



343212



343220-25



343235



343230



339006

Product #	Description
343210	Dispense Unit - 1 per 6 Reels (ports). Includes 7-foot, 110 Volt Power Cable
343211	Keypad - System setup, initiate dispense and print reports; Ports for a Parallel Port Printer and Bar Code Scanner. Includes a 6-foot, 110 Volt Power Cable.
343212	DU Wireless Kit - Includes a Wireless Adapter and Antenna that can be installed in a DU.
343213	Master PC Software with Remote Report Software - CD includes software for master PC, remote report software and firmware updater.
343214	Virtual Keypad Software License for 10 PC use - Software that enables technicians to initiate dispense from shop PC.
343220-25	Combo Unit 25-foot Cable Assembly - 25 feet of wire used to connect Combo Unit or Master Air Solenoid to DU port.
343235	Ready Light Assembly - Optional ready light illuminates when fluid solenoid is open and station is ready to dispense.
343230	Combo Unit - Includes Solenoid, Pulse Meter, 150-micron filter. Prewired with connections for ready light and dispense unit wire.
339006	Master Air Solenoid - Optional safety feature that only activates when system is in use. Connects to one DU port.
343222	ADP Interface with one year of service.

Additional Alemite Accessories

Product #	Description
343215	Combo Unit 6" Pigtail
343220-10	Combo Unit 10' Cable Assembly
343220-25	Combo Unit 25' Cable Assembly
343220-50	Combo Unit 50' Cable Assembly
343220-75	Combo Unit 75' Cable Assembly
343220-100	Combo Unit 100' Cable Assembly
343220-150	Combo Unit 150' Cable Assembly
343192	DEF Solenoid
343191	DEF Pulse Meter
343068	1" Pulse Meter High Capacity
343067	1" Fluid Solenoid High Capacity
340080	Special Fluid Pulse Meter
Network Wire (not supplied by Alemite) – Cat 5 or Cat 6	



FLUID HANDLING EQUIPMENT



- ▶ Drains
- ▶ Extractors
- ▶ Dispensers
- ▶ Diaphragm Pump Evacuation Kits
- ▶ Accessories

Constructed of high grade materials, Alemite Fluid Handling Equipment provides efficient, cost effective solutions to remove and store used fluids, and to dispense fresh oil. Their safe and dependable operation contribute to a clean, efficient operating environment.

FLUID HANDLING EQUIPMENT

COMBINATION DRAIN/EVACUATOR

Alemite Used Fluid Combination Drain/Evacuator is designed to provide operators with the option of collecting fluids by gravity from lift-mounted vehicles or by evacuation directly from fluid reservoirs or through a dipstick tube.



8580

Used Fluid Combo Drain/Evacuator

FEATURES:

- 25 gallon welded-steel tank supported by heavy-duty 4 in. swivel casters and 6 in. fixed-axle wheels
- 15" offset funnel
- 6-foot nylon-reinforced evacuation hose
- Powerful, compressed-air-operated venturi vacuum
- Six evacuation wands of varying types and dipstick tube adapters for Mercedes, BMW and VW
- Built-in fluid level sight gauge
- Convenient tool tray for storing tools and drain plugs
- Tank-mounted clip and handle hook to secure discharge and evacuation hoses

DRAINS

Alemite Drains are designed to safely capture used product and transfer the fluids to storage containers.



8587-1

Pressurized Portable Drain

FEATURES:

- 24 gallon wheel mounted tank
- 23" swivel mounted bowl
- Built in evacuation hose
- Gauge indicates when tank is full
- High quality steel construction
- Recommended accessory – 1/4" Air Regulator with Gauge (7604-B)

FLUID HANDLING EQUIPMENT

DRAINS



8592

Pump-Assist Portable Drain

FEATURES:

- 26 gallon high-strength polyethylene reservoir
- 18" diameter offset bowl with removable filter screen
- Integrated recesses for tool and used filter storage
- Mounted on two 4" swivel casters and two 10" fixed-axle wheels
- Built-in fluid level sight gauge
- 3/4" male camlock connector extends from top for connection to external pump system (see page 125)



8586

Portable Drain

FEATURES:

- Mounts directly to a 16 gallon drum (338550, not included)
- Cover mounted drain with telescoping tube, and built in 3/4" cam lock adapter
- Suction tube for evacuation, including screen to prevent large articles from contaminating pump
- Float gauge indicates when drum is full
- Sturdy steel dolly



8586-A

Portable Drain with Drum

FEATURES:

- Mounts directly to a 16 gallon drum (included)
- Cover mounted drain with telescoping tube, and built in 3/4" cam lock adapter
- Suction tube for evacuation, including screen to prevent large articles from contaminating pump
- Float gauge indicates when drum is full
- Sturdy steel dolly

FLUID HANDLING EQUIPMENT

EXTRACTORS

Alemite's portable oil extractor provides a safe, economical way to empty fluids from engine crankcases using air pressure.



8588

Portable Oil Extractor

FEATURES:

- Large 24 gallon wheel mounted tank reduces trips to waste container
- Pressure relief valve to prevent over pressurization
- 6 suction wands with convenient storage caddy
- Recommended accessory – ¼" Air Regulator with Gauge (7604-B)

DISPENSERS

Alemite pressurized oil dispensers safely and conveniently deliver oil to engine crankcases, transmissions and differentials.



8589/8589-A

Pressurized Oil Dispenser

FEATURES:


- 17 gallon tank
- 79" clear dispensing hose
- Valve, air pressure gauge, pressure relief valve and fluid level gauge
- Recommended accessory – ¼" Air Regulator with Gauge (7604-B)
- Includes meter (3671-B) for Product #8589-A Only.

FLUID HANDLING EQUIPMENT

DIAPHRAGM PUMPS

Evacuation Kits

Alemite offers three new diaphragm pump systems to evacuate fluids from portable used fluid drains and collection equipment and transfer it to remote storage containers. The kits are ideal for use in automotive service and fleet maintenance shops where used fluids such as motor oil, transmission fluid and coolant are commonly changed. Each system features an air-operated, double-diaphragm pump, all recommended air supply, fluid extraction and fluid discharge fittings, components and accessories. An optional wall-mount bracket also is available.



FEATURES:

- Designed from corrosion-resistant aluminum, the powerful pump quickly extracts and transfers used fluids from portable drains and other collection equipment
- System can be installed near service bay(s) where used fluid is pumped to remote storage tanks
- Kit includes fittings, valves, hoses and other components required for compressed air connection, fluid collection and discharge
- Cam-lock-style connection adapts to virtually any type of drain

Product #	Description	Pump	Discharge Hose	Suction Hose Connection	Air Inlet
8595-A	Evacuation Kit (1") with non-UL-listed pump	8323	3/4" NPTF(m)	3/4" Cam-lock (f)	3/8" NPTF
8595-B	Evacuation Kit (1") with UL-listed pump	8325	3/4" NPTF(m)	3/4" Cam-lock (f)	3/8" NPTF
8595-C	Evacuation Kit (1/2") with non-UL-listed pump	8322-A	3/4" NPTF(m)	3/4" Cam-lock (f)	1/4" NPTF

Optional Components

Though the kits include all items necessary for a typical installation, components may be required to adapt the systems to specific applications and are available from Alemite by separate purchase.

Product #	Description
343261	Cam-lock Connector with 3/4" NPTF(f) Thread
343262	Cam-lock Connector with 3/4" NPTF(m) Thread
343274	3/4" Check Valve
338564	3/4" Ball Valve
343283	Mounting Bracket (Pump)



FLUID HANDLING EQUIPMENT

ACCESSORIES

Waste Oil Drum

338550

FEATURES:

- 16 gallon capacity
- 2" NPTF opening on top and side of container
- For use with Alemite Portable Drain (8586)

Tank Overfill Alarms

The Alemite Tank Sentry is a valve used to prevent used oil spills due to overfilling storage tanks. Operating air to the evacuation pump passes through the valve. When the storage tank is full, a float on the valve rises and air supply to the pump is stopped.

Tank Sentry 340078



Suction Wand Kit 338557

FEATURES:

- 4 15" flexible wands (3/16", 1/4", 3/8", 1/2")
- Use with Alemite Portable Oil Extractor (8588)

Evacuation Hose Kits

338554

FEATURES:

- 3/4" x 6' hose
- Ball valve cam lock
- Use with Alemite Portable Drains (8586, 8586-A)

Strainers

Alemite Strainers may be used with any Alemite drain, to help prevent contamination of evacuation pumps.

3/4" NPT Strainer

338685

1" NPT Strainer

339683

Evacuation Valves


Alemite 4 Way Evacuation Valves simplify extraction and discharge of waste oil fluid, hydraulic, gear and engine oil and automatic transmission fluid.

4 Way Evacuation Valve

340289-1

FEATURES:

- 5.5" x 5.5" x 4.6"
- 1" NPT connection
- 200 psi operating pressure
- Weight, 6.6 Lb.



340289

340289-2

FEATURES:

- 5.5" x 5.5" x 4.6"
- 1.5" NPT connection
- 200 psi operating pressure
- Weight, 6.6 Lb.

340289-3

FEATURES:

- 6" x 6" x 4.6"
- 2" NPT connection
- 200 psi operating pressure
- Weight, 7.8 Lb.



DIESEL FUEL & DIESEL EXHAUST FLUID



- ▶ 1/3 HP Pump System
- ▶ Centrifugal Pump System
- ▶ 12 V DC Pump Systems
- ▶ Bung Container Systems
- ▶ Diaphragm Pump
- ▶ Hose Reel
- ▶ Accessories
- ▶ Fuel Transfer Pump

Alemite offers a Diesel Exhaust Fluid (DEF) Dispensing System for shops servicing heavy-duty diesel vehicles. Engineered for efficiency and reliability, Alemite's DEF pump systems and reels provide superior performance and long service life at an affordable price. Alemite has also added a fuel transfer pump to quickly transfer diesel, kerosene or mineral spirits.

CONTROL VALVES AND METERS

1/3 HP DEF PUMP SYSTEM

Alemite's line of systems and equipment for Diesel Exhaust Fluid (DEF) includes 1/3hp DEF Pump System, 110-120VAC Centrifugal Pumps and 12VDC Pumps for closed drums and totes, Pneumatic and Electric Pumps for standard 2-inch bung containers, 1/2-inch Air-Operated Diaphragm Pumps and accessories.

1/3 HP DEF Pump System



343183

FEATURES:

- Self priming. Easy set up and start up, minimizing chance of operator error.
- High operating efficiency. Up to 7 gpm fill rate, quickly servicing each vehicle.
- Lightweight ergonomic design. Built-in handle, quickly change empty drum/tote with minimal effort.
- High quality components. Reliability and long service life in the heavy duty shop.

INCLUDED ITEMS (343183 and 343185):

- Nozzle - Stainless Steel; Auto shut off
- Delivery Hose - 20' x 3/4"
- Suction Hose - 18" x 3/4" ID with 343183
- Suction Hose - 36" x 3/4" ID with 343185
- Mounting Plate - Stainless Steel (SS) with integrated nozzle holder

Product #	HP	Voltage	Watts	Drum	Tote	Flow Rate	Mobile Cart
343183	1/3	115/60	600	55 g	275/330	up to 7gpm	N
343185	1/3	115/60	600	55 g*	275/330	up to 7gpm	Y

* If used with cart #343137



DIESEL FUEL & DIESEL EXHAUST FLUID

DIESEL EXHAUST FLUID (DEF)

Alemite's new line of systems and equipment for diesel exhaust fluid (DEF) include 110-120VAC Centrifugal Pumps and 12VDC Pumps for closed drums and totes, Pneumatic and Electric Pumps for standard 2-inch bung containers, 1/2-inch Air-Operated Diaphragm Pumps and accessories.

110-120 V AC Centrifugal Pump Systems for Closed Drums And Totes



343109



343111

FEATURES:

- “Smart Start” technology turns pump on/off with DEF flow demand
- CSA, UL listed
- Stainless Steel Pump body
- Outstanding suction capability/self priming
- Thermal and current overload protection
- 20' delivery hose with stainless steel nozzle
- Suction hose



343138

Product #	Description
343108	Centrifugal Pump Package for 55 gallon drum - Manual Start
343109	Centrifugal Pump Package for 55 gallon drum - Smart Start
343110	Centrifugal Pump Package for 275 - 330 gallon tote - Manual Start
343111	Centrifugal Pump Package for 275 - 330 gallon tote - Smart Start
343138	Centrifugal Pump Package for 55 gallon drum - Smart Start -Drum Cart. Includes #343137 Drum Cart.
8422	Bare Centrifugal Pump - Smart Start

12 V DC Systems for Closed Drums and Totes



343103

FEATURES:

- Ideal for mobile mounting and power by vehicle electric power supply
- 20' delivery hose with stainless steel nozzle

Product #	Description
343101	12 Volt DC Pump Package for 55 gallon drums
343103	12 Volt DC Pump Package for totes
343139	12 Volt DC Pump Package for 55 gallon drums - Drum Cart. Includes #343137 Drum Cart.
8423	Bare 12 Volt DC Pump

IMPORTANT INFORMATION

Meters and closed system couplers sold separately - see Accessories
 Drums and totes not included, furnished by DEF supplier

DIESEL FUEL & DIESEL EXHAUST FLUID

VAC CENTRIFUGAL, 120 VOLT ELECTRIC, PNEUMATIC AND DIAPHRAGM PUMPS

Systems For Open / Standard 2" Bung Containers



343113



343119

FEATURES:

- Choice of: Powerful 1.1 hp 110-120VAC electric motor or safe / economical air motor
- Built to meet North American standards
- Electric option features thermal protection
- Polypropylene pump tube with stainless steel shaft
- Packages for DEF drums and totes
- 20' delivery hose and stainless steel nozzle

Product #	Description
343113	Pneumatic 55 gallon Drum Pump Package
343115	Electric 55 gallon Drum Pump Package
343117	Pneumatic 275 - 330 gallon Tote Package
343119	Electric 275 - 330 gallon Tote Package

Alemite's Standard 1/2" Polypropylene / Polytetrafluoroethylene (PTFE) Air Operated Diaphragm Pump can be used for Installed Systems to Service Overhead Reels



8322-C

FEATURES:

- 1/2" NPT fluid inlet / outlet
- 1/4" NPT air inlet
- 14 GPM free delivery
- Materials meet ISO / DIN standards for dispensing DEF

Product #	Description
8322-C	1/2" Polypropylene/Polytetrafluoroethylene Diaphragm Pump

IMPORTANT INFORMATION

Meters sold separately - see accessories

DIESEL FUEL & DIESEL EXHAUST FLUID

DIESEL EXHAUST FLUID (DEF) HOSE REEL

Alemite's heavy duty hose reels deliver Diesel Exhaust Fluid (AUS32, Aqueous Urea Solution) in two reel capacities (30-50 ft.). Specifically designed for DEF systems, the reels are engineered to perform better, last longer and are safer to maintain and operate. Reels can be mounted overhead, on a wall, floor or tank.

Hose Reel



8072-A

FEATURES:

- Temperature range: -15 to +250 °F (-26 to +151 °C)
- Hose spring and bearings are factory lubricated and require no further lubrication
- Easily adjustable guide arm
- Spring powered and self-retracting
- Ratchet type latch
- Gasket-sealed spring case
- Durable powder coat finish
- Balanced-pressure swivel
- Stainless steel shaft and swivel sealed with flouroelastomer o-rings
- Heavy-gauge steel construction
- Adjustable hose stop

INCLUDED ITEMS (8072-A and 8072-B):

- Delivery Hose
- Hose Stop

ITEMS SOLD SEPARATELY:

- 343143-2 - 2' connecting DEF Hose
- 343196 - Stainless Steel 1/2" BSPP female x 3/4" BSPP male adapter
- 393539-157 - 30' Goodyear DEF Hose Assembly
- 393539-158 - 50' Goodyear DEF Hose Assembly

Product #	Max Pressure	Delivery Hose Specification	Weight	Hose Reel Inlet Female	Delivery Hose Outlet Male
8072-A	300 psi (17 bar)	1/2 ID x 30' (13 mm x 9 m)	47.5 lbs (21.6 kg)	1/2" BSPP	1/2" BSPP
8072-B	300 psi (17 bar)	1/2 ID x 50' (13 mm x 15 m)	50.0 lbs (22.7 kg)	1/2" BSPP	1/2" BSPP



DIESEL FUEL & DIESEL EXHAUST FLUID

DIESEL EXHAUST FLUID (DEF) ACCESSORIES

Flow Meters

FEATURES:

- In-line style
- Accurate to $\pm 1\%$
- Repeatable to 0.2%
- Can be calibrated

Product #	Description
8424	Flow Meter Only
343120	Flow Meter Swivel M//M, 3/4" x 1"
343121	Flow Meter Hose Barb, 1" x 3/4"
343122	Flow Meter Kit - Includes 8424, 343120, 343121
343124	DEF Stainless Steel Automatic Shut-Off Nozzle
343125	Stainless Steel Swivel

Hoses

FEATURES:

- Specified for DEF dispensing
- Wetted tube-sulfur free EPDM rubber
- Outer reinforced synthetic fiber with EPDM cover

Product #	Description
343123-1	3' DEF Hose, 3/4" ID
343123-2	4' DEF Hose, 3/4" ID
343123-3	10' DEF Hose
343123-4	20' DEF Hose
343143-2	DEF Hose Assembly

Closed System Couplers

FEATURES:

- Three styles for the popular drum / tote connections
- Barbed for connection to the standard suction hoses

Product #	Description
343140	For Micro Matic EPV, Twist Lock Connection - Stainless Steel
343141	For Micro Matic RSV, Lever Actuated CamLock - Stainless Steel
343142	For Colder Drum Quik* PRO-Polypropylene

DIESEL FUEL & DIESEL EXHAUST FLUID

FUEL TRANSFER PUMP

Alemite has added the durable Model 3400 Fuel Transfer Pump to its line of quality pumps. This versatile pump is designed for use in agricultural, construction, fleet and other mobile applications. The 12-volt DC Model 3400 quickly transfers fluid from mobile or stationary fuel tanks to vehicles and equipment at a flow rate of 15 gallons per minute.

Fuel Transfer Pump



3400

FEATURES:

- Self-priming pump with overload protection
- 30-minute duty cycle
- Standard 2-inch NPT bung fits most tanks and barrels
- Cast-iron pump with low-friction composite polymer vanes
- Built-in cylinder strainer

INCLUDED ITEMS:

- 13' heavy-duty anti-static hose
- No-spark, aluminum dispensing nozzle
- High-flow 1" inlet and outlet pump
- 18' heavy-gauge cable with durable battery clamps
- Unique three-piece telescoping down-tube
- 360-degree locking bung
- Heavy-duty switch that is padlocked compatible

ITEMS SOLD SEPARATELY:


- 34850 - Filter kit (not shown)
- 34851 - Filter head
- 34852 - Spin-on cartridge filter

Product #	Flow Rate	Voltage	Inlet	Outlet	Power Cord	Hose	Duty Cycle
3400	15 gpm	12 VDC	1 in. NPT	1 in. NPT	18 ft.	13 ft. x 3/4 in.	30 min.

Accessories



34852
Spin-on Cartridge Filter



34851
Filter Head



COMPRESSED AIR COMPONENTS



- ▶ Filter/Regulators
- ▶ Lubricators
- ▶ Air Pressure Gauges
- ▶ Combination Packages
- ▶ Accessories

Pneumatic equipment requires a clean, controlled air supply to work at the highest efficiency. Alemite Compressed Air Components help ensure that your Alemite lubrication systems operate at a high standard, with minimal down time for repair due to poor air quality.

COMPRESSED AIR COMPONENTS

Alemite Compressed Air Components allow you to accurately and reliably regulate, clean, dry and lubricate the air going into your system. These high quality components improve productivity by reducing the risk of down time due to poor quality air supply.

FILTERS, REGULATORS AND LUBRICATORS

Alemite offers a variety of packages and individual filters, gauges, regulators and lubricators, allowing you to choose the best option to meet your need.

Filter and Regulator Packages

Alemite Filter and Regulator Packages include the filter, moisture separator with auto drain, air regulator and air gauge, along with required connecting hardware.



338860

Product #	Max Inlet Pressure	Inlet/Outlet	Max Regulated Pressure	Moisture Separator	Regulator and Gauge	Connector (2 each)	Auto-Drain	Weight
338860	175 psi	1/4" NPTF(f)	125 psi	5604-3	7604-B	327033	343303	2.8 Lb.
338862	175 psi	1/2" NPTF(f)	125 psi	5608-3	7608-2	51888	343303	4 Lb.

Regulators

Constant regulated pressure prevents damage to air operated equipment. Alemite regulators include a pressure relief feature which bleeds off excess pressure when adjustment to lower pressure occurs. Strainer is included with each regulator.



7604-B

Product #	Max Inlet Pressure	Inlet/Outlet	Max Regulated Pressure	Pressure Gauge	Air Gauge Inlet	Weight
7604-B	300 psi	1/4" NPTF(f)	125 psi	323449-4	1/4" NPT(m)	2.3 Lb.
7604-l	300 psi	1/4" NPTF(f)	125 psi	NA	NA	2.1 Lb.
7606-B	300 psi	3/8" NPTF(f)	125 psi	323449-4	1/4" NPT(m)	2.3 Lb.
7606-l	300 psi	3/8" NPTF(f)	125 psi	NA	NA	2 Lb.
7608-B	300 psi	1/2" NPTF(f)	125 psi	323449-4	1/4" NPT(m)	3.5 Lb.
7608-l	300 psi	1/2" NPTF(f)	125 psi	NA	NA	3.2 Lb.
7612-B	250 psi	3/4" NPTF(f)	125 psi	323449-4	1/4" NPT(m)	6.3 Lb.
7616-B	250 psi	1" NPT	125 psi	323449-4	1/4" NPT(m)	6.3 Lb.
7624-A	300 psi	1/4" NPTF(f)	125 psi	391421	1/8" NPT(m)	2 Lb.

COMPRESSED AIR COMPONENTS

FILTERS, REGULATORS AND LUBRICATORS

Alemite offers a variety of packages and individual filters, gauges, regulators and lubricators, allowing you to choose the best option to meet your need.

Filter/Regulators

Alemite Filter/Regulators are ideal when space is limited. These units offer combined construction, efficiently cleaning and drying air in a compact space.



7936

Product #	Max Inlet Pressure	Inlet/Outlet	Airflow @ 90 psi	Bowl Capacity	Operating Temperature	Weight
7936	150 psi	1/4" NPTF(f)	NA	1 oz. - Polycarbonate	32°F - 125°F (0°C - 52°C)	0.6 Lb.
7504	250 psi	1/4" NPT	30 cfm	2 oz. - Metal	32°F - 125°F (0°C - 52°C)	1.6 Lb.
7506	250 psi	3/8" NPT	40 cfm	2 oz. - Metal	32°F - 125°F (0°C - 52°C)	1.8 Lb.
7508	250 psi	1/2" NPT	90 cfm	7.2 oz. - Metal	32°F - 175°F (0°C - 52°C)	4.3 Lb.

Air Pressure Gauges

Alemite Air Pressure Gauges accurately indicate air pressure being applied to air operated equipment.



323449-4

Product #	Dial Range	Connection Location	Connection Thread	Weight
323449-4	0 - 200 psi / 0 - 14 bar	Back	1/4" NPTF(m)	0.3 Lb.
339948	0 - 160 psi / 0 - 11 bar	Back	1/4" NPTF(m)	0.3 Lb.
391421*	0 - 160 psi / 0 - 11 bar	Back	1/8" NPTF(m)	0.3 Lb.

* Shown above on part #7936

COMPRESSED AIR COMPONENTS

FILTERS, REGULATORS AND LUBRICATORS

Alemite offers a variety of packages and individual filters, gauges, regulators and lubricators, allowing you to choose the best option to meet your need.

Filters

Alemite Filters provide 2 stage filtration, removing condensation and foreign material with minimal pressure drop. Metal bowl construction for durability, and built in sight glass to easily see condensate level.



5608-2

Product #	Max Inlet Pressure	Inlet/Outlet	Air Flow @ 90 psi Inlet Pressure	Bowl Capacity	Max Operating Temperature	Required Accessories	Weight
5604-3	250 psi	1/4" NPTF(f)	53 cfm	4.4 oz.	175°F	343303 Automatic Drain	1.4 Lb.
5606-3	250 psi	3/8" NPTF(f)	80 cfm	4.4 oz.	175°F	343303 Automatic Drain	1.4 Lb.
5608-3	250 psi	1/2" NPTF(f)	85 cfm	4.4 oz.	175°F	343303 Automatic Drain	1.1 Lb.
5612-2	250 psi	3/4" NPTF(f)	270 cfm	16 oz.	150°F	B334547-1 Automatic Drain	5.6 Lb.
5616-2	250 psi	1" NPTF(f)	350 cfm	16 oz.	150°F	B334547-1 Automatic Drain	6 Lb.
5644-2	250 psi	1/4" NPTF(f)	50 cfm	5 oz.	175°F	343303 Automatic Drain (Included)	1.4 Lb.

Lubricators

Alemite Lubricators add a regulated amount of lubricant to pressurized air. They feature a single dial control, and handle lubricant viscosities up to 800 SSU at 100°F. Metal bowl construction for durability, and built in site glass to easily see fluid level.



5908-2

Product #	Max Inlet Pressure	Inlet/Outlet	Air Flow @ 90 psi Inlet Pressure	Bowl Capacity	Max Operating Temperature	Weight
5904-3	250 psi	1/4" NPTF(f)	40 cfm	2.6 oz.	175°F (80°C)	1.2 Lb.
5906-3	250 psi	3/8" NPTF(f)	60 cfm	2.6 oz.	175°F (80°C)	1.2 Lb.
5908-3	250 psi	1/2" NPTF(f)	90 cfm	2.6 oz.	175°F (80°C)	1.2 Lb.
5912-2	250 psi	3/4" NPTF(f)	330 cfm	16 oz.	150°F (66°C)	6.2 Lb.
5916-2	250 psi	1" NPTF(f)	350 cfm	16 oz.	150°F (66°C)	6 Lb.

COMPRESSED AIR COMPONENTS

FILTERS, REGULATORS AND LUBRICATORS

Alemite offers a variety of packages and individual filters, gauges, regulators and lubricators, allowing you to choose the best option to meet your need.

Accessories

**B334547-1 Automatic Drain Mechanism
(for Units 5612-2 and 5616-2)**

**343303 Automatic Drain Mechanism
(for Units 5604-3, 5606-3 and 5608-3)**

FEATURES:

- Float controlled mechanism automatically discharges captured moisture when the bowl nears capacity
- Fits all Alemite moisture separators



B334547-1

Couplers - Air

Product #	Thread	Type	Other Features
307111	1/4" NPTF(m)	Coupler - Standard Duty	
307112	1/4" NPTF(f)	Coupler - Standard Duty	
328030	1/4" NPTF(f)	Coupler - Extra Heavy Duty Standard Type	
B328030	1/4" NPTF(f)	Coupler - Extra Heavy Duty Standard Type	Blister Package
B330604	1/4" NPTF(m)	Coupler - Extra Heavy Duty Standard Type	Blister Package
328031	1/2" NPTF(f)	Coupler - Extra Heavy Duty Volume Type	
328032	3/4" NPTF(f)	Coupler - Extra Heavy Duty Volume Type	
307115	1/4" NPTF(m)	Adapter	Use with 307111
307116	1/4" NPTF(f)	Adapter	Use with 307112
328034	1/4" NPTF(m)	Adapter	Use with 328030
B328034	1/4" NPTF(m)	Adapter	Blister Package
328036	3/8" NPTF(m)	Adapter	Use with 328031
328033	1/2" NPTF(m)	Adapter	Use with 328032
328037	3/4" NPTF(m)	Adapter	Use with 328032

6647 Air Blow Gun

Meets OSHA standards. Air inlet 1/4" NPTF(f).

B6647 - Display pack.



6647



SINGLE POINT LUBRICATORS

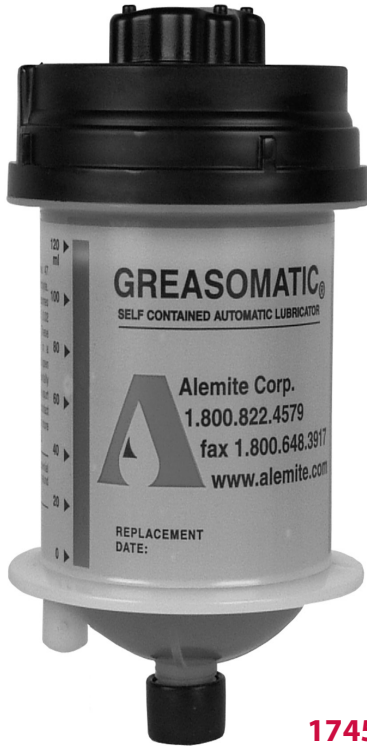


- ▶ Greasomatic®
- ▶ Easylube®
- ▶ Spring Driven
- ▶ Accessories

Alemite Single Point Lubricators provide reliable lubrication for single points requiring constant lubrication. Available in grease or oil models, Alemite Single Point Lubricators are self contained and adjustable, and are especially useful for remote or difficult to access lubrication points.

CONTROL VALVES AND METERS

GREASE LUBRICATORS



Greasomatic®

The Alemite Greasomatic® is a completely self contained lubricator providing up to 12 months of pre-selected, controlled lubrication.

FEATURES:

- 20 pack of Greasomatic units
- Dispenses 4oz (120 ml) of lubricant at a controlled rate over 1 to 12 months
- Pressure relief valve will open if line or bearing is blocked, preventing over pressurization
- Corrosion resistant plastic stands up to harsh environments
- 7 built in discharge rates
- Easy to view flow monitoring windows
- Non-hazardous chemicals create gas charge to dispense grease
- Dimensions: 5" x 2-3/4"
- Connection Thread: 1/4" NPFT(m)

1745-20GR001

Product #	Description	Capacity	Temperature Range	Operating Pressure	Number of discharge rates
1745-20GR001	Greasomatic	4 oz (120 ml)	-4°F to 140°F (-20°C to 60°C)	20 psi	7

SINGLE POINT LUBRICATORS

GREASE LUBRICATORS



1746-151

Easylube®

Alemite's Easylube® Automatic Grease Lubricator is corrosion, dust and moisture resistant, and is easily adjustable to deliver controlled lubrication for up to 12 months.

FEATURES:

- Easily adjust dispensing time and volume – 1 to 12 months
- Long life lithium battery pack (CR-P2 6V, 1300 mah)
- Refillable reservoir can be used repeatedly
- Warning light flashes to indicate low grease supply or grease blockage
- Can be installed up to 15 feet from lubrication point, to serve hard to reach areas
- UL rated for Class I, Division 2, Groups B, C and D: Class II, Division 2, Groups F & G hazardous locations
- Body's heat resistance 10°F - 194°F (-12°C - 90°C)
- Dimensions: 6" x 3.3"
- Connection Thread: 1/2" NPT(m)
- **Available as a single unit or in packs of 10**

Product #	Description	Capacity	Temperature Range	Spring	Pressure Ratings (psi)	Weight
1746-151	Easy Lube Automatic Lubricator	5 oz. (148 ml)	-5°F to 140°F (-20°C to 60°C)	NA	75 psi	1.6 Lb.
1746-151X	Easy Lube Automatic Lubricator	5 oz. (148 ml)	-5°F to 140°F (-20°C to 60°C)	NA	75 psi	16.2 Lb.

Easylube reference table for setting dispensing time and volume

Time Setting	Switch (On)	Daily (24 Hrs)	Weekly (7 Days)	Monthly (30 Days)
1 M	1	0.17 oz.	1.18 oz.	5.07 oz.
2 M	2	0.08 oz.	0.59 oz.	2.54 oz.
3 M	2 + 1	0.06 oz.	0.39 oz.	1.69 oz.
4 M	4	0.04 oz.	0.30 oz.	1.27 oz.
5 M	4 + 1	0.03 oz.	0.24 oz.	1.01 oz.
6 M	4 + 2	0.03 oz.	0.20 oz.	0.85 oz.
7 M	4 + 2 + 1	0.02 oz.	0.17 oz.	0.72 oz.
8 M	8	0.02 oz.	0.15 oz.	0.63 oz.
9 M	8 + 1	0.02 oz.	0.13 oz.	0.56 oz.
10 M	8 + 2	0.02 oz.	0.12 oz.	0.51 oz.
11 M	8 + 2 + 1	0.02 oz.	0.11 oz.	0.46 oz.
12 M	8 + 4	0.01 oz.	0.10 oz.	0.42 oz.

SINGLE POINT LUBRICATORS

SPRING DRIVEN LUBRICATORS

Alemite Spring Driven Lubricators are a proven, simple method to deliver lubrication.



B1741-A

Visi-Lube Automatic Lubricator

FEATURES:

- Clear plastic allows easy monitoring of grease level
- Refillable through standard hydraulic grease fitting
- Sturdy, 1 piece steel base and core
- Controls grease flow through spring pressure (3 pressure springs included)
- Safety vent prevents overflowing
- Connection Thread: 1/8" NPFT(m)

Product #	Description	Capacity	Temperature Range	Spring	Pressure Ratings (psi)	Color	Weight
B1741-A	Visi-Lube Automatic Lubricator	1.22 Oz. (37 ml)	-40°F to 150°F (-40°C to 66°C)	Extra Heavy Heavy Standard	5.8 psi/0.40 bar (full) - 3.6 psi/0.25 bar (empty) 4.6 psi/0.32 bar (full) - 2.9 psi/0.20 bar (empty) 3.5 psi/0.24 bar (full) - 2.2 psi/0.15 bar (empty)	Black Green Orange	0.5 Lb.



43570-A2

Automatic Pressure Cup

FEATURES:

- Adjustable knob controls lubricant flow
- Tapered metering pin attached to unit piston ensures uniform flow
- Refillable through standard hydraulic grease fitting
- Includes 3 variable pressure springs
- Connection Thread: 1/4" NPFT(m)

Product #	Description	Capacity	Temperature Range	Spring	Pressure Ratings (psi)	Color	Weight
43570-A2	Automatic Pressure Cup	1.75 oz. (52 ml)	-40°F to 150°F (-40°C to 66°C)	Extra Heavy, Heavy, Standard	14.1 psi/0.97 bar (full) - 6.6 psi/0.46 bar (empty), 8.60 psi/0.59 bar (full) - 3.9 psi/0.27 bar (empty), 6.60 psi/0.46 bar (full) - 3.1 psi/0.21 bar (empty)	Black, Green, Orange	1.4 Lb.



SINGLE POINT LUBRICATORS

EASY LUBE® ACCESSORIES

Accessories for easy installation of Alemite Easylube® Single Point Lubricators.

Product #	Description	Weight
339588	Refillable Grease Cup PT 1/2" (m)	0.2 Lb.
339589	Refill Grease Positioning Cover	0.1 Lb.
339590	Refill Grease Nipple	0.2 Lb.
339592	Adapter, Straight, 1/2" (f) x 1/8" (m)	0.1 Lb.
339594	Adapter, Straight, 1/2" (f) x 1/4" (m)	0.1 Lb.
339596	Adapter, Straight, 1/2" (f) x 3/8" (m)	0.1 Lb.
339598	Remote mounting bracket for 1/4" metal tubing	0.5 Lb.
339600	Adapter, Straight, 1/2" (f) x 8 mm (m)	0.1 Lb.
339603	Battery Pack, Lithium, 6 V	0.1 Lb.
387390	Check Valve, 1/4" (f) x 1/4" (m)	0.8 Lb.



LUBRICATION ACCESSORIES



- ▶ Tie-Down Kits
- ▶ Dollies & Hand Trucks
- ▶ Lube Carts

Alemite Lubrication Accessories provide safe and efficient options to improve ease of use, workplace safety and productivity.

LUBRICATION ACCESSORIES

LUBE TRUCK ACCESSORIES

Alemite lubrication accessories help simplify lubrication processes, improving productivity.

Tie Down Kits



321340

Alemite Tie-Down Kits provide safe mounting of pumps and drums to truck platform or bed.

FEATURES:

- Tie-down rods hook into eye bolt
- Hand-sized knobs provide quick removal of tie-down rod for easy drum changes

Product #	Drum Size	Use with Cover	Weight
321340	120 Lb.	338371, 338977, 323800-4	7.3 Lb.
334850	400 Lb.	NA	8.8 Lb.

LUBRICATION ACCESSORIES

DOLLIES AND HAND TRUCKS

Alemite Dollies and Hand Trucks provide safe and easy movement of product containers. They are constructed of steel for durability and performance.

Dollies

FEATURES:

- Sturdy, all steel welded construction
- 4 free-swiveling casters for smooth movement



316315-5



336899



36575-B1

Product #	Drum Size	Diameter	Weight
316315-5	16 Gal/120 Lb.	20"	10 Lb.
336899	55 Gal/400 Lb.	23.5"	18 Lb.
336575-B1	16 Gal/120 Lb.	14.3"	6.5 Lb.

LUBRICATION ACCESSORIES

DOLLIES AND HAND TRUCKS

Hand Trucks



338958



6777-5

FEATURES:

- Sturdy steel construction
- Stable base (6777-5)

Product #	Use With	Dimensions	Weight
338958	35 Lb., 120 Lb. containers	25"L x 20"W x 37.5"H	19.2 Lb.
6777-5	7181 and 7149 Series Metal Bucket Pumps	18" width	29 Lb.

Lube Carts



340341

FEATURES:

- Designed space for hose reel
- Pivoting back wheels for easy moving around corners
- Arm extends to hold control handle or meter
- Pivoting handle to allow operator to manually move the cart, or attach to a motorized cart

Product #	Load Capacity	Dimensions	Weight
340341	55 Gal/400 Lb.	38"L x 26"W	89 Lb.



LUBRICATION ACCESSORIES

ACCESSORIES

Additional Accessories


Product #	Description
301980	Swivel
306586	Tire Gauge
317850-1	12" Whip Hose
321206	Low Level Shut Off
340062	Grease Meter Adapter Kit 575 & 585 To Use 3530-
340276	Swivel Assembly For 7371, 7372
340349	Insert, Coupler, Bpg grubber - Nitrile 70 Duro
340741	Switch, Speed Control
391421	Air Pressure Gauge
41531	Male Adapter
42763	Pipe Coupling
42802	Pipe Coupling
51219	Swivel
6067-1	Hi-Lo Adapter
6239	Push Type Adapter Use B6239
6278	Hydraulic Extension
6764-4	Drum Carrier
6783	Adapter, Bulk Packed
7542	Hose Assembly
A908-A	Hose with Pin Coupler
B308730	Coupler
B6304-B	Hydraulic Coupler Blister Pack
B6304-C	Hydraulic Coupler Blister Pack
B6509-D	Swivel Coupler Blister Pack
B6509-E	Swivel Coupler Blister Pack

Additional Hoses

Product #	Description	Coupling Specification	Hose ID
317811-100	Hose LP	1/2" x 1/2"(m)	1/2"
317813-1	Hose MP	1/2" x 1/2"(m)	1/2"
317813-100	Hose MP	1/2" x 1/2"(m)	1/2"
317813-80	Hose MP	1/2" x 1/2"(m)	1/2"
317860-1	Hose MP	1/4" x 1/4"(m)	1/4" x 12"
317882-2	Hose HP	3/8" x 3/8"(m)	3/8"
317898-5	Hose Suction	3/4"(m) x 1"(m)	3/4"



OIL MIST SYSTEMS



- ▶ Oil Mist
- ▶ Carbon Shield
- ▶ Injectors
- ▶ Series Progressive Divider Valves
- ▶ Autolube® BTX
- ▶ Pumps

Alemite Centralized Lubrication equipment provides worry free reliability for heavy equipment and industrial lubrication, ensuring maximum up time. Flexible to meet your specific need, Alemite Centralized Lubrication equipment offers cost effective lubrication with minimal staff time requirement.

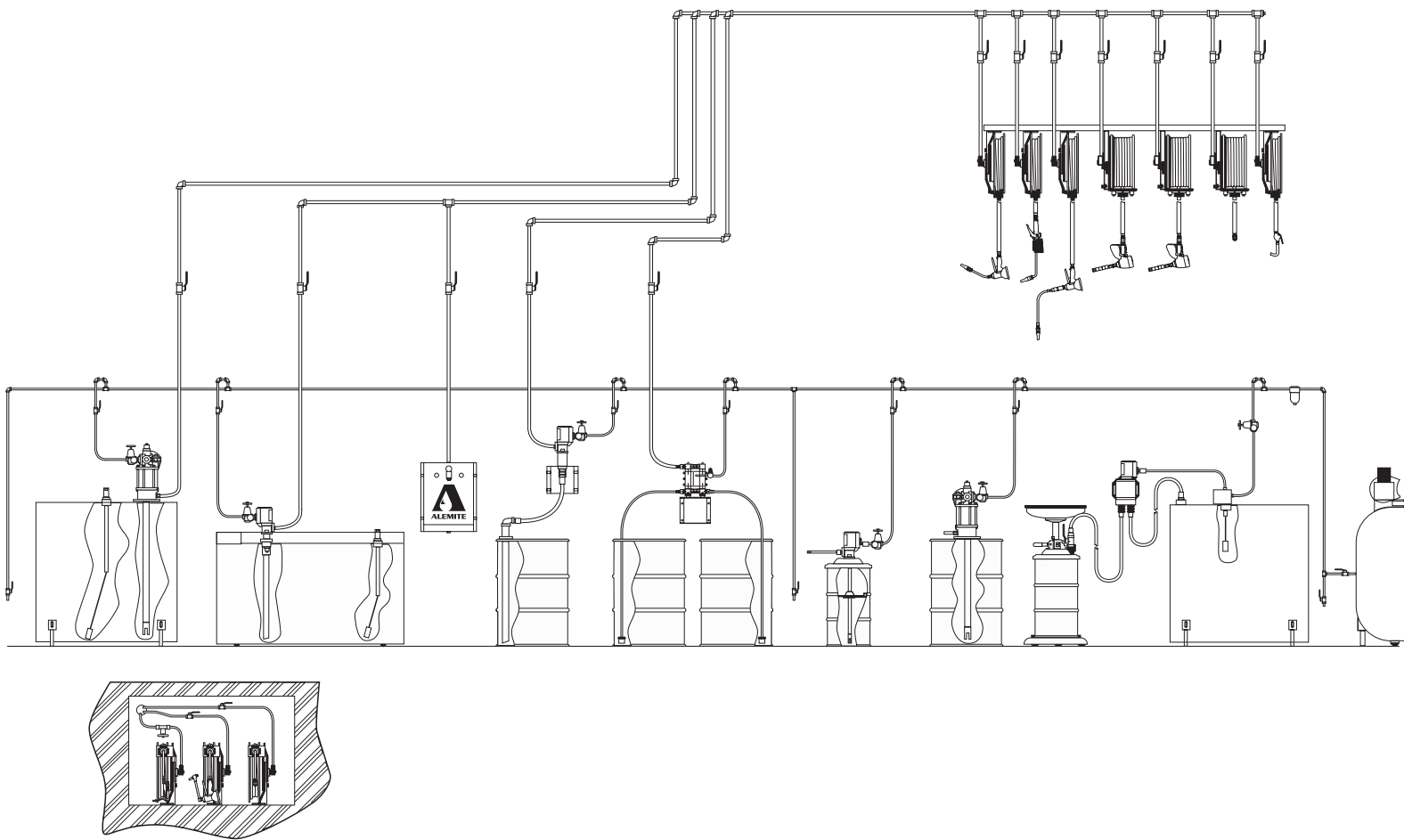
Please contact Customer Service for an Oil Mist Systems catalog or visit our web site at alemite.com



EXAMPLE PRODUCT CONFIGURATIONS

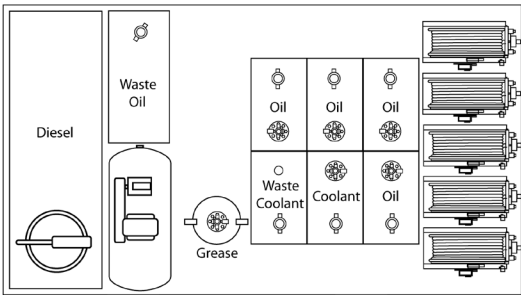
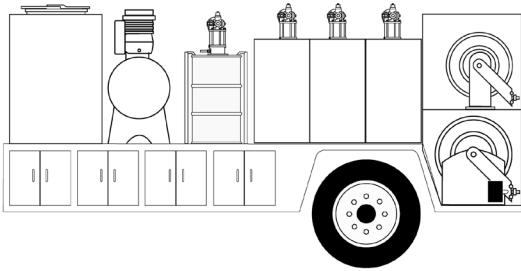
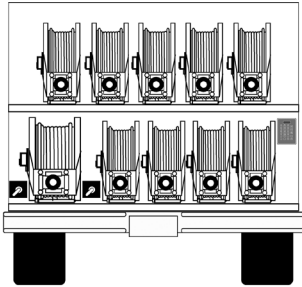
Shop Systems

Alemite Shop Systems combine a variety of high-quality Alemite products to construct an efficient and easy-to-use system that meets the needs of garages, automotive repair shops and a number of other applications.



EXAMPLE PRODUCT CONFIGURATIONS

Lube Truck



Grease

Part Number	Qty.	Description	Page
8081-B	1	H.P. Double Post Reel, 50' Hose, Hose Stop	58
6320-3	1	H.P. Control Valve	78
B321320	1	H.P. Z-Swivel	65
9979-A	1	50:1 RAM Pump	26
321340	1	Tie Down Kit	148

Oils

Part Number	Qty.	Description	Page
8081-D	4	M.P. Double Post Reel, 50" Hose, Hose Stop	57
3671-B	4	Meters: 2 = Motor Oil, Gear Oil, Hydraulic Oil	73
9968	4	5:1 RAM Pump: Motor Oil, Gear Oil, Hydraulic Oil	23
NPN	4	Suction Tube by Installer	N/A

Coolant

Part Number	Qty.	Description	Page
8081-D	1	M.P. Double Post Reel, 50' Hose, Hose Stop	57
8322	1	1/2" Diaphragm Pump	42
3671-B	1	Meter	73



EXAMPLE PRODUCT CONFIGURATIONS

Grease Pump Systems with Heavy-Duty Reel

Standard Duty Grease Pump with Heavy-Duty Reel – 120-lb. Drum

Item	Product #	Qty.	Description	Page
1	8550-A1	1	50:1 Pump & Cover	28
2	338802	*	Follower	46
3	317882-7	1	Hose	66
4	1001-86	1	Union	111
5	380372-B1	1	Strainer	47
6	308785	2	Shut-Off Valve	N/A
7	NPN	***	Lubricant Piping	N/A
8	8078-B	1	50' Reel Assembly	54
9	6320-3	1	Control Valve	78
10	NPN	***	Air Piping	N/A
11	338860	1	Filter/Regulator Package †	138
12	317803-3	1	Hose	67
13	B328030	*	Air Coupler	141
14	B328034	*	Air Adapter	141
15	51888	1	Male Adapter	110
16	SWA274	1	1/2" Ball Valve	N/A
17	130552	1	Male/Male Adapter	110
18	B331107	1	Swivel	65

RAM Grease Pump with Heavy-Duty Reel – 120-lb. Drum

Item	Product #	Qty.	Description	Page
1	9950-A1	1	50:1 Pump & Cover	26
2	338802	**	Follower	46
3	317882-7	1	Hose	66
4	1001-86	1	Union	111
5	380372-B1	1	Strainer	46
6	308785	2	Shut-Off Valve	N/A
7	NPN	***	Lubricant Piping	N/A
8	8078-B	1	50' Reel Assembly	54
9	6320-3	1	Control Valve	78
10	NPN	***	Air Piping	N/A
11	338860	1	Filter/Regulator Package †	138
12	317803-3	1	Hose	67
13	328030	1	Air Coupler	141
14	328034	1	Air Adapter	141
15	51888	1	Male Adapter	110
16	SWA274	1	1/2" Ball Valve	N/A
17	130552	1	Male/Male Adapter	110
18	B331107	1	Swivel	65

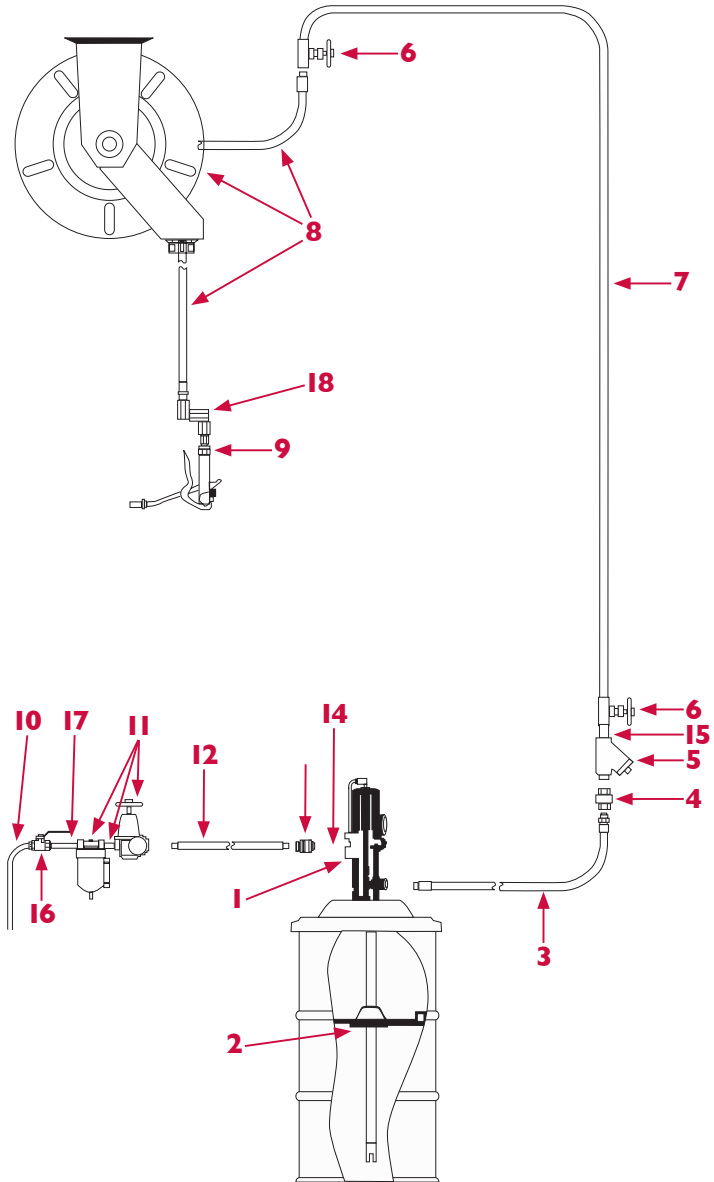
IMPORTANT INFORMATION

- * Included with 8550-A1
- ** Included with 9950-A1
- *** NPN – furnished by equipment installer
- † Use 338860 when filter/regulator is mounted to a wall. Use 7936 when attached to pump.

EXAMPLE PRODUCT CONFIGURATIONS

Heavy-Duty Grease Pump with Heavy-Duty Reel – 400-lb. Drum

Item	Product #	Qty.	Description	Page
1	7785-A5 323847-4	1 1	40:1 Pump Cover	30, 45
2	338912	1	Follower	46
3	317882-7	1	Hose	66
4	1001-86	1	Union	111
5	380372-B1	1	Strainer	47
6	308785	2	Shut-Off Valve	N/A
7	NPN	**	Lubricant Piping	N/A
8	8078-B	1	50' Reel Assembly	54
9	6320-3	1	Control Valve	78
10	NPN	**	Air Piping	N/A
11	338862	1	Filter/Regulator Package	138
12	317803-3	1	Hose	67
13	328031	*	Air Coupler	141
14	328037	*	Air Adapter	141
15	51888	1	Male Adapter	110
16	SWA274	1	1/2" Ball Valve	N/A
17	130552	1	Male/Male Adapter	110
18	B331107	1	Swivel	65



IMPORTANT INFORMATION

- * Included with 7785-A5
- ** NPN – furnished by equipment installer
- Available as a package #387771, including all Items except 7 & 10.



EXAMPLE PRODUCT CONFIGURATIONS

Medium-Pressure Oil Pump and Reel Systems

RAM Oil Pump with Heavy-Duty Reel – 16-Gallon Drum

Item	Product #	Qty.	Description	Page
1	9960-A	1	5:1 Pump	23
2	317813-5F	1	Hose	66
3	380372-A1	1	Strainer	47
4	SWA274	3	1/2" Ball Valve	N/A
5	NPN	**	Lubricant Piping	N/A
6	8078-D	1	50' Reel Assembly	53
7	3685-F	1	Oil Meter	76
8	NPN	**	Air Piping	N/A
9	338860	1	Filter/Regulator Package †	138
10	317803-3	1	Hose	67
11	328030	*	Air Coupler	141
12	328034	*	Air Adapter	141
13	51888	1	Male Adapter	110
14	1000-88	1	Adapter	110
15	130552	1	Male/Male Adapter	110

RAM Oil Pump with Heavy-Duty Reel – 55-Gallon Drum

Item	Product #	Qty.	Description	Page
1	9969-B	1	5:1 Pump	23
2	317813-5F	1	Hose	66
3	380372-A1	1	Strainer	47
4	SWA274	3	1/2" Ball Valve	N/A
5	NPN	**	Lubricant Piping	N/A
6	8078-D	1	50' Reel Assembly	53
7	3685-F	1	Oil Meter	76
8	NPN	**	Air Piping	N/A
9	338860	1	Filter/Regulator Package †	128
10	317803-3	1	Hose	68
11	328030	*	Air Coupler	141
12	328034	*	Air Adapter	141
13	51888	1	Male Adapter	110
14	1000-88	1	Adapter	110
15	130552	1	Male/Male Adapter	110

IMPORTANT INFORMATION

- * Not supplied with Alemite pump
- ** NPN – furnished by equipment installer
- † Use 338860 when filter/regulator is mounted to a wall. Use 7936 when attached to pump.



EXAMPLE PRODUCT CONFIGURATIONS

Medium-Pressure Oil Pump and Reel Systems

RAM Oil Pump Package – 200-Gallon Tank

Item	Product #	Qty.	Description	Page
1	9968	1	5:1 Pump	23
2	8078-D	1	50' Reel Assembly	53
3	3670	1	Oil Meter, Rigid Extension	73
4	7936	1	Filter/Regulator	139

May be ordered as product #343076, including the above 4 items.

RAM Oil Pump Package – 200-Gallon Tank

Item	Product #	Qty.	Description	Page
1	9968	1	5:1 Pump	23
2	8078-D	1	50' Reel Assembly	53
3	3671	1	Oil Meter, Flexible Extension	73
4	7936	1	Filter/Regulator	139

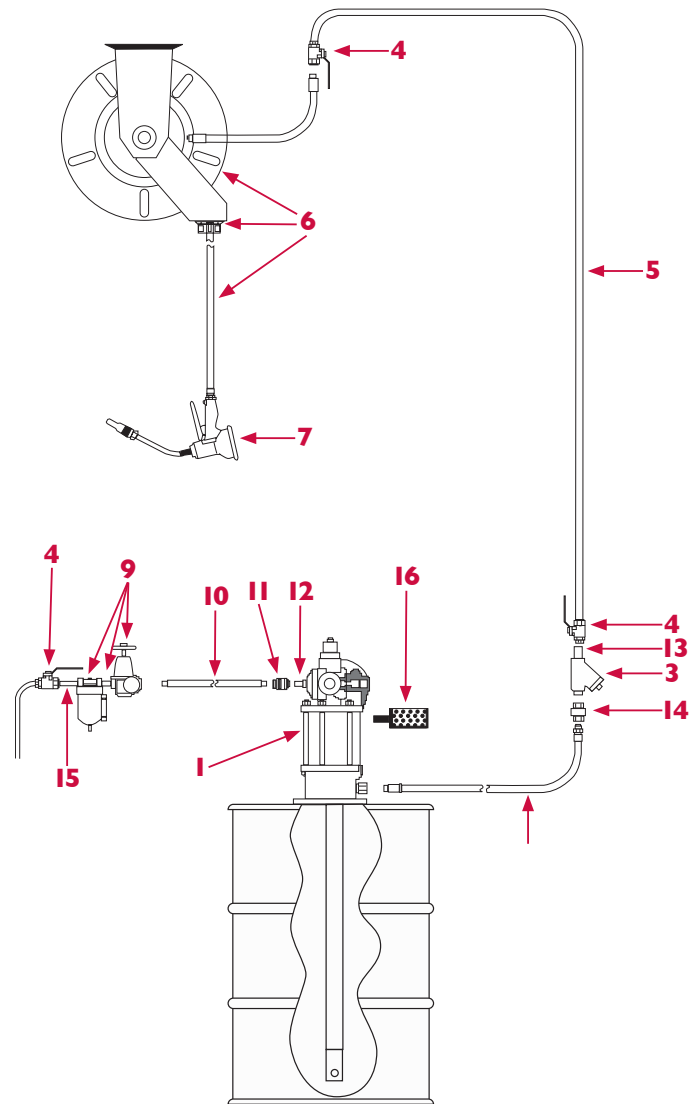
May be ordered as product #343077, including the above 4 items.

EXAMPLE PRODUCT CONFIGURATIONS

Oil Pump Systems with Heavy-Duty Reel

Heavy-Duty Oil Pump with Heavy-Duty Reel – 55-Gallon Drum

Item	Product #	Qty.	Description	Page
1	7783-A4†	1	6:1 Pump	25
2	317813-5F	1	Hose	66
3	380372-A1	1	Strainer	47
4	SWA274	3	1/2" Ball Valve	N/A
5	NPN	**	Air Piping	N/A
6	8078-D	1	50' Reel Assembly	53
7	3685-F	1	Oil Meter	76
8	NPN	**	Air Piping	N/A
9	338862	1	Filter/Regulator Package	138
10	317811-5	1	Hose	67
11	328031	*	Air Coupler	141
12	328037	*	Air Adapter	141
13	51888	1	Male Adapter	110
14	1000-88	1	Adapter	110
15	130552	1	Male/Male Adapter	110
16	324170	1	Muffler	N/A



IMPORTANT INFORMATION

- * Supplied with Alemite pump
- ** NPN – furnished by equipment installer
- † Bung mount order 326750-B1

PUMP PERFORMANCE CHARTS

PUMP PERFORMANCE CURVES

Alemite has a pump to meet virtually every industry application. To find the right pumps for your operation, check the performance capabilities using the performance curves within this section.

Material Discharge Pressure:

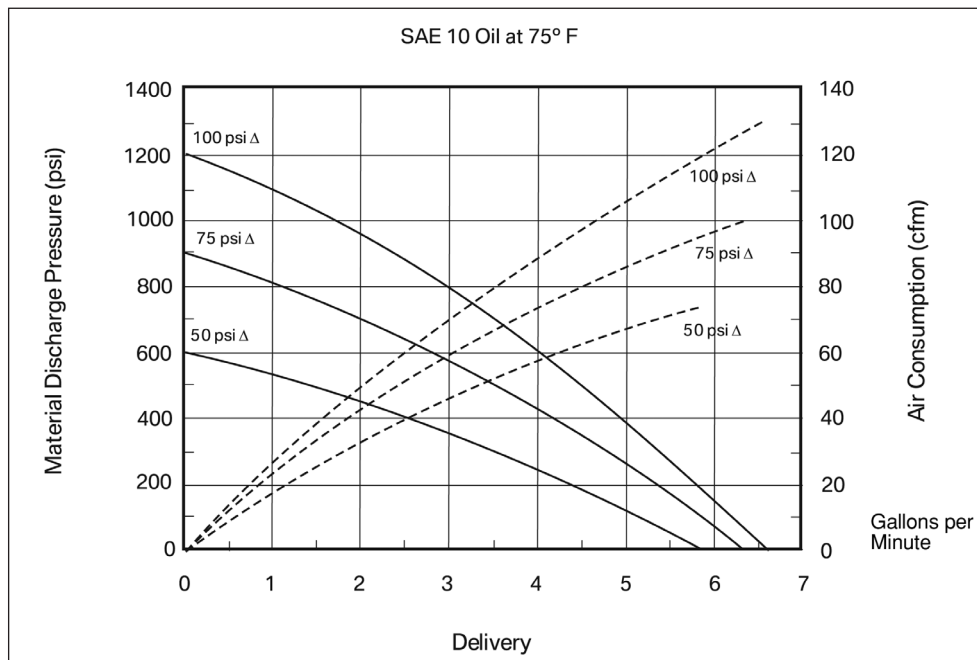
To find material discharge pressure (psi) at a specific delivery (GPM) and air pressure (psi):

1. Locate required delivery along bottom of scale.
2. Follow vertical line up to where it intersects with air pressure curve (solid line).
3. Follow line horizontally to the left column of chart to determine discharge pressure.

Air Consumption:

To find air consumption (CFM) at a specific delivery (GPM) and air pressure (psi):

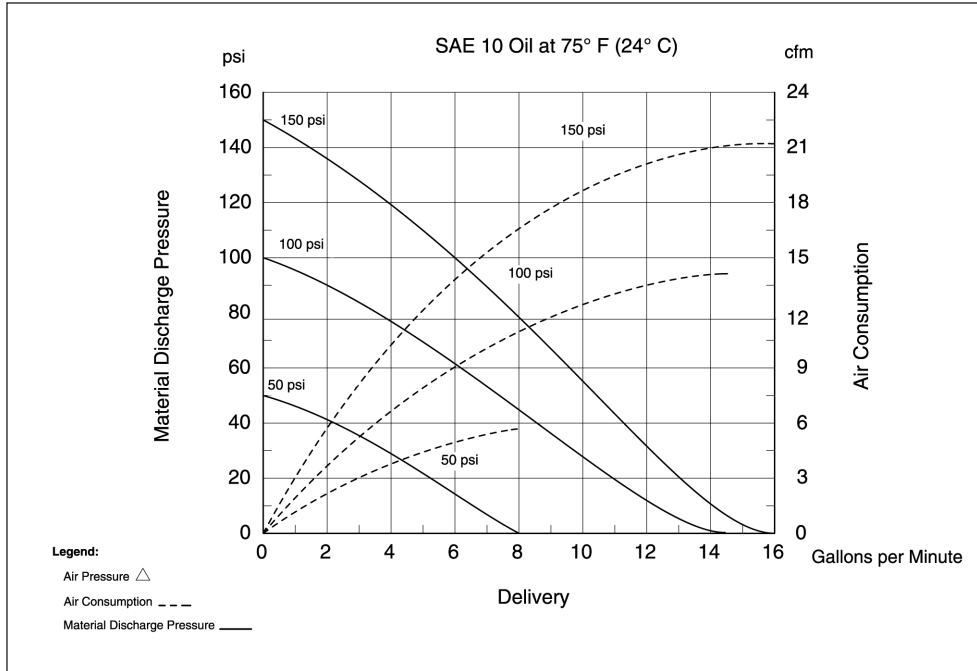
1. Locate required delivery along bottom of scale.
2. Follow vertical line up to where it intersects with air pressure curve (dashed line).
3. Follow line horizontally to the right column of chart to determine air consumption.



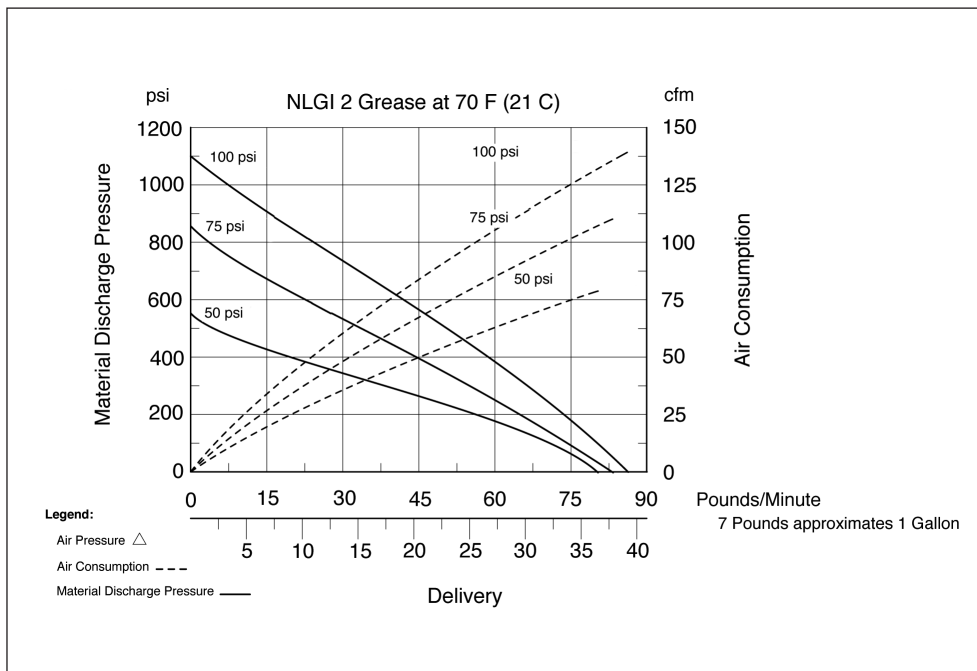
PUMP PERFORMANCE CHARTS

PUMP PERFORMANCE CURVES

7216 series



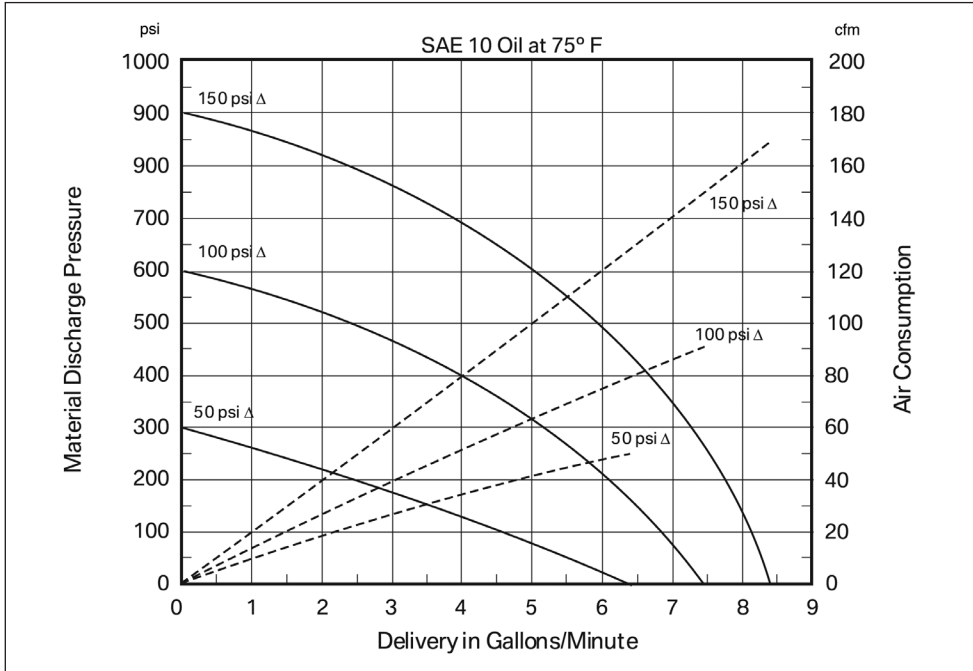
7736 series



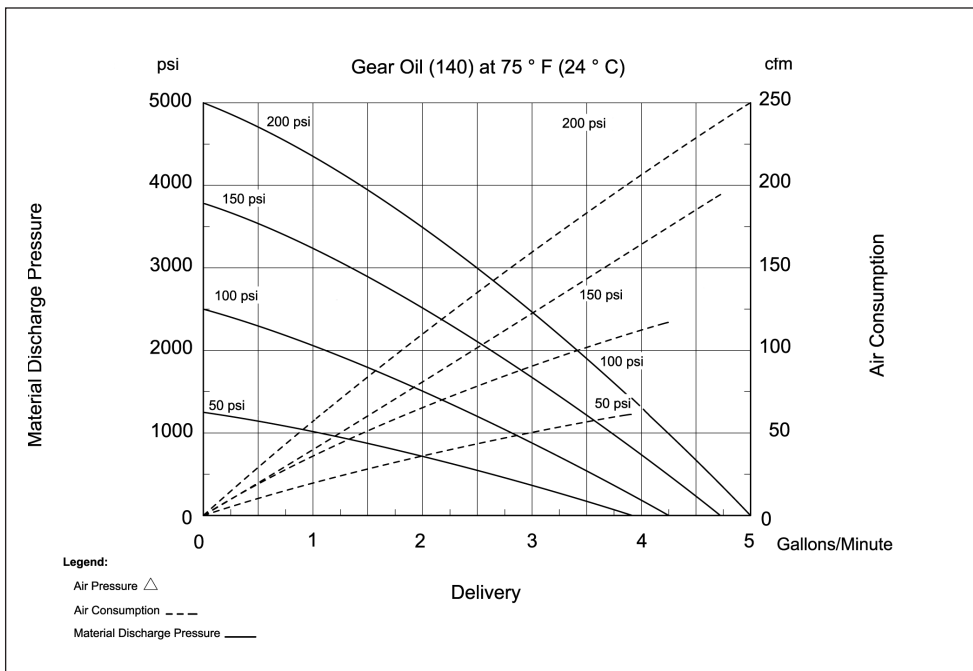
PUMP PERFORMANCE CHARTS

PUMP PERFORMANCE CURVES

7783 series



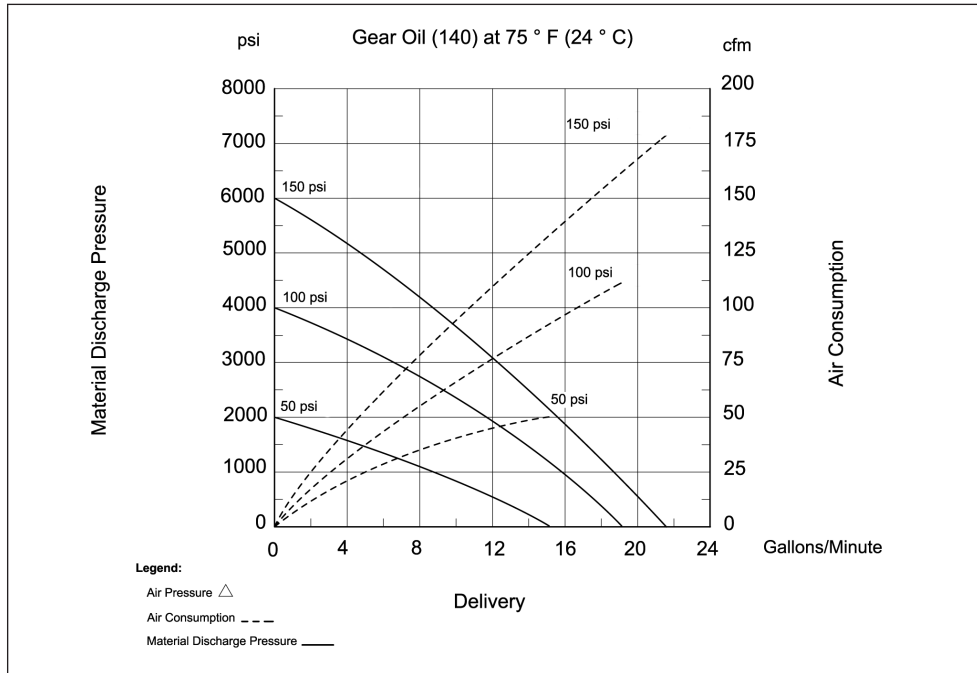
7784 series



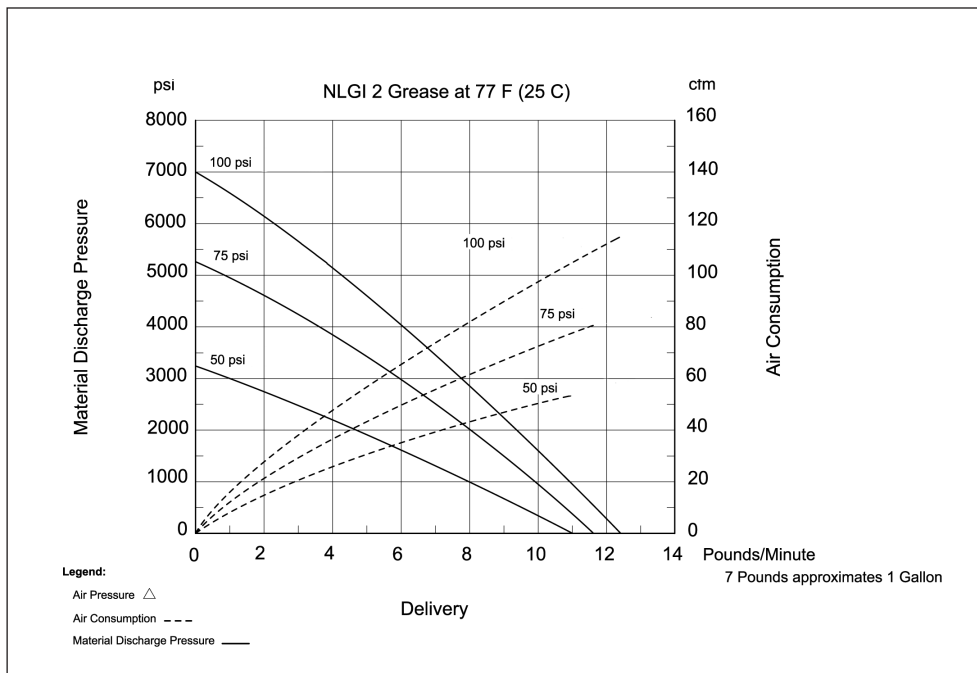
PUMP PERFORMANCE CHARTS

PUMP PERFORMANCE CURVES

7785 series



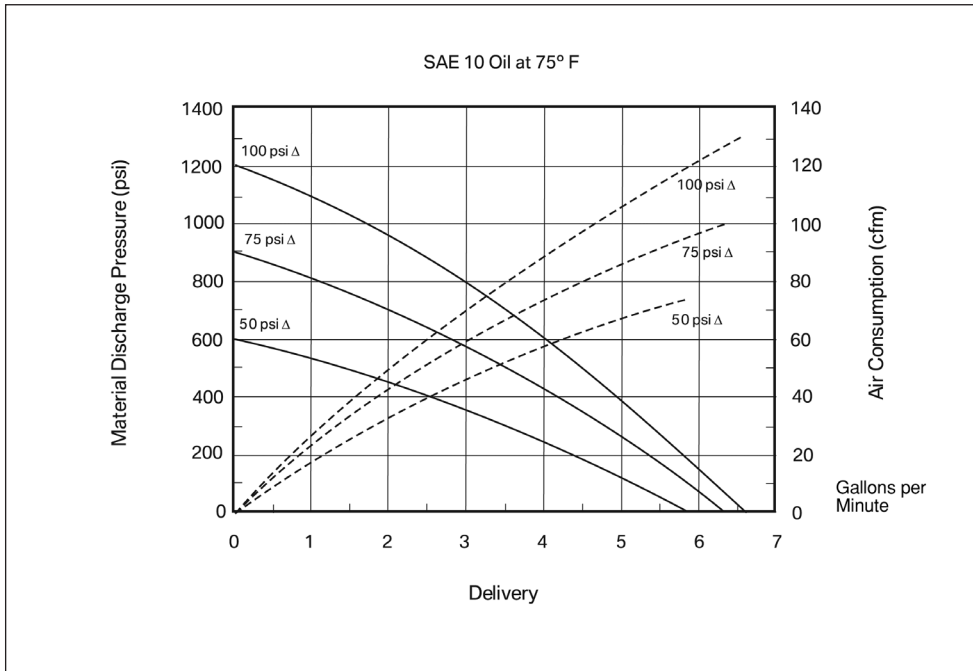
7730, 7786 series



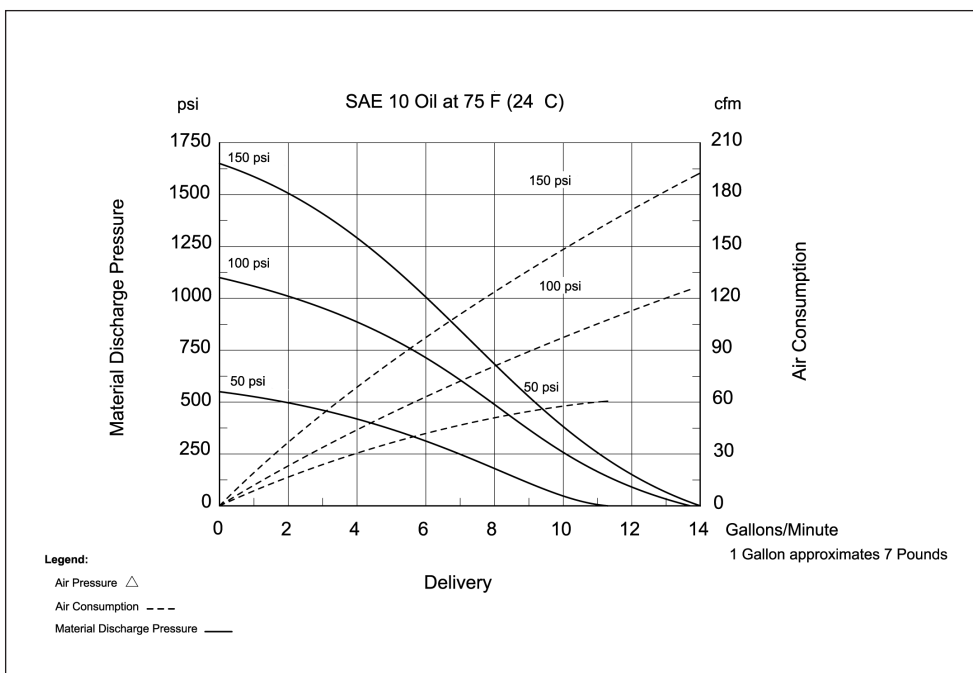
PUMP PERFORMANCE CHARTS

PUMP PERFORMANCE CURVES

7793



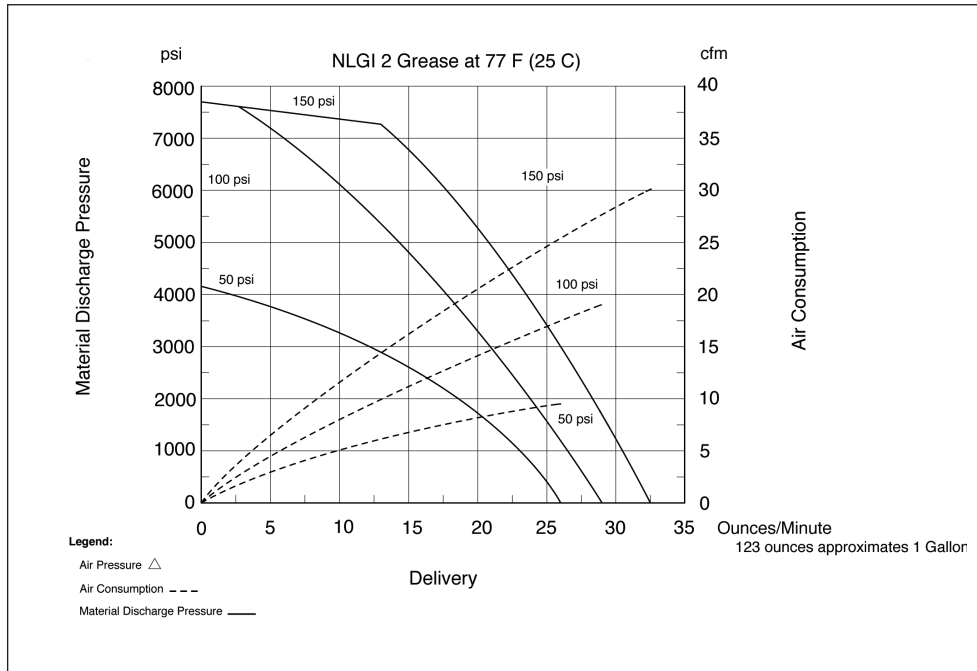
7886 series



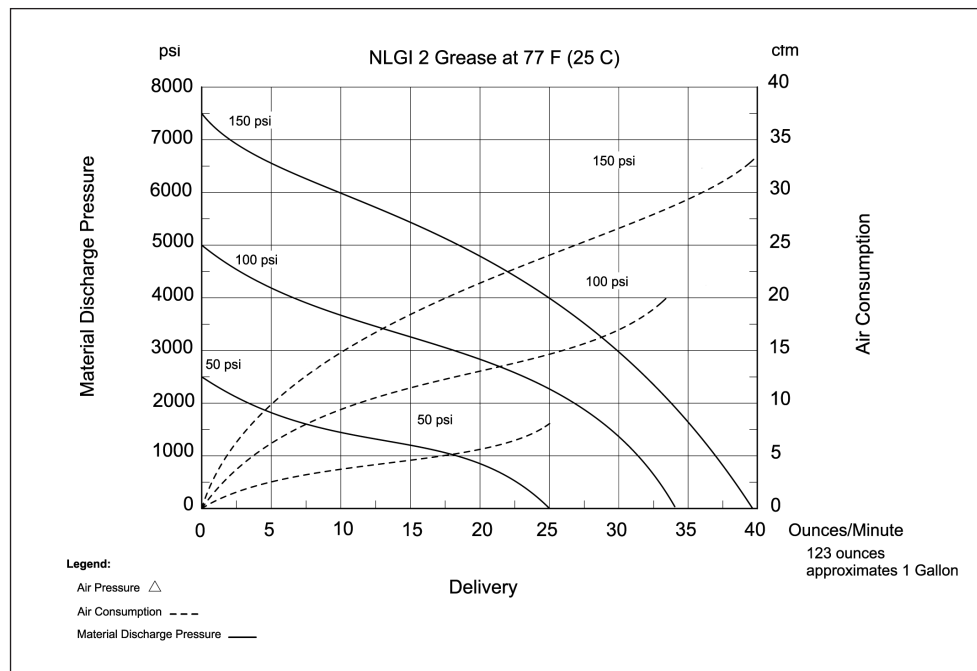
PUMP PERFORMANCE CHARTS

PUMP PERFORMANCE CURVES

8540, 8541, 8549 series



8550, 8559 series

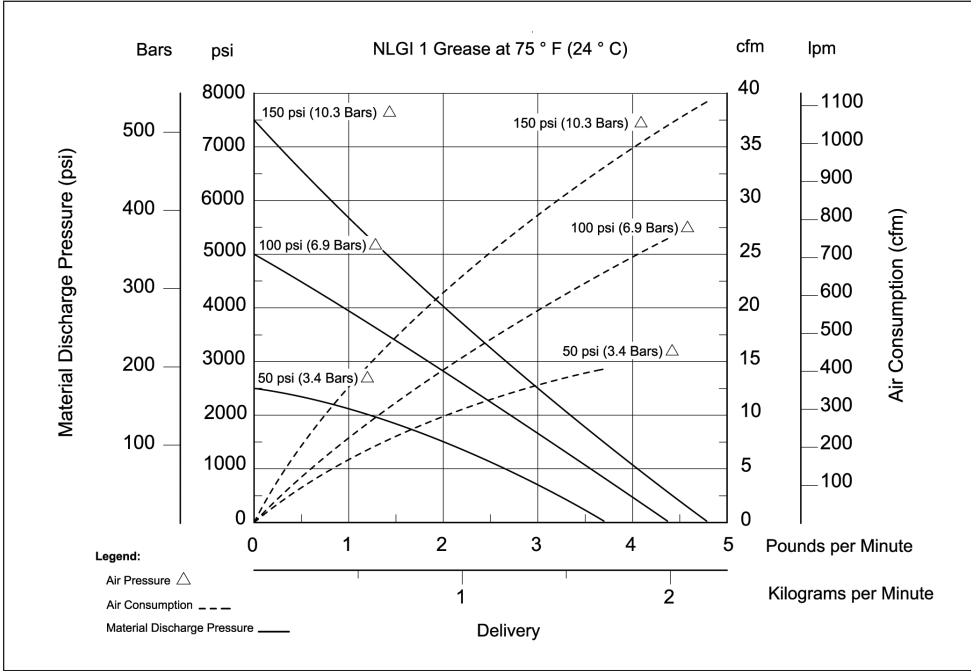




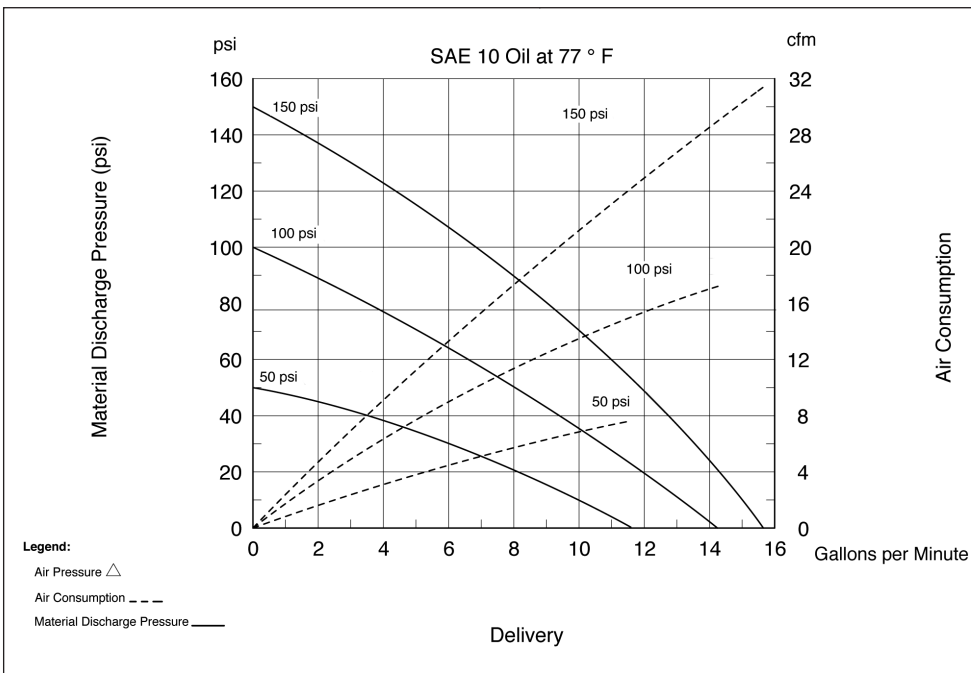
PUMP PERFORMANCE CHARTS

PUMP PERFORMANCE CURVES

9911-1, 9930, 9951-1, 9979



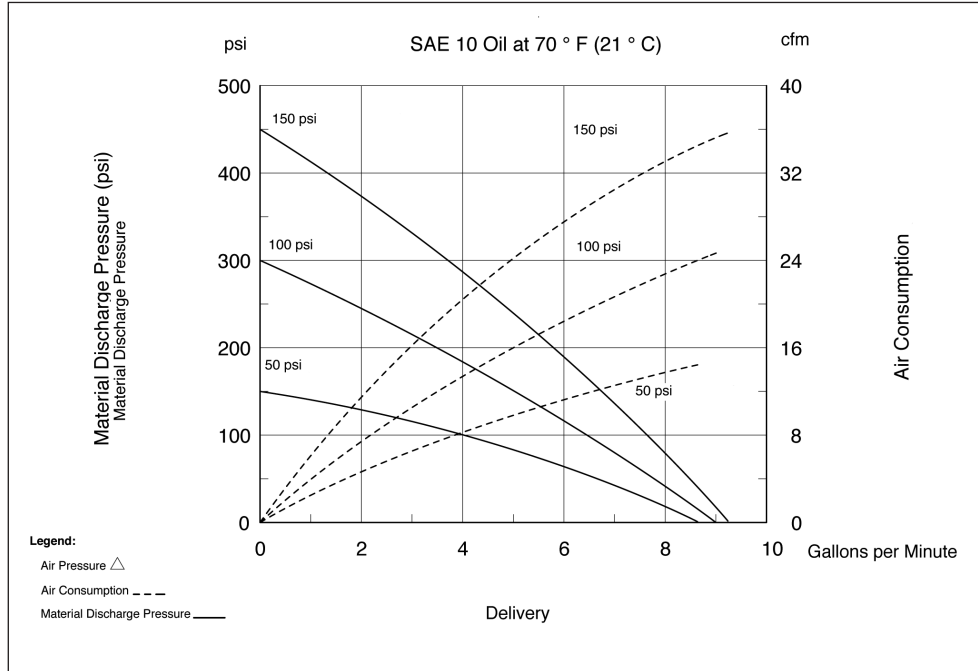
9916-A1



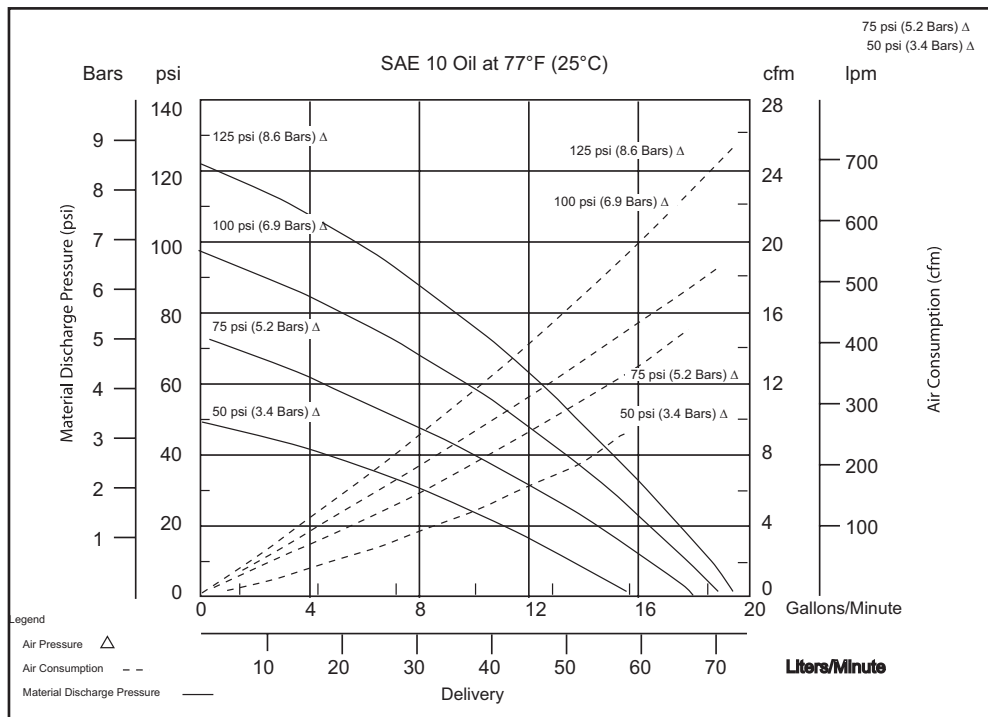
PUMP PERFORMANCE CHARTS

PUMP PERFORMANCE CURVES

9918-A



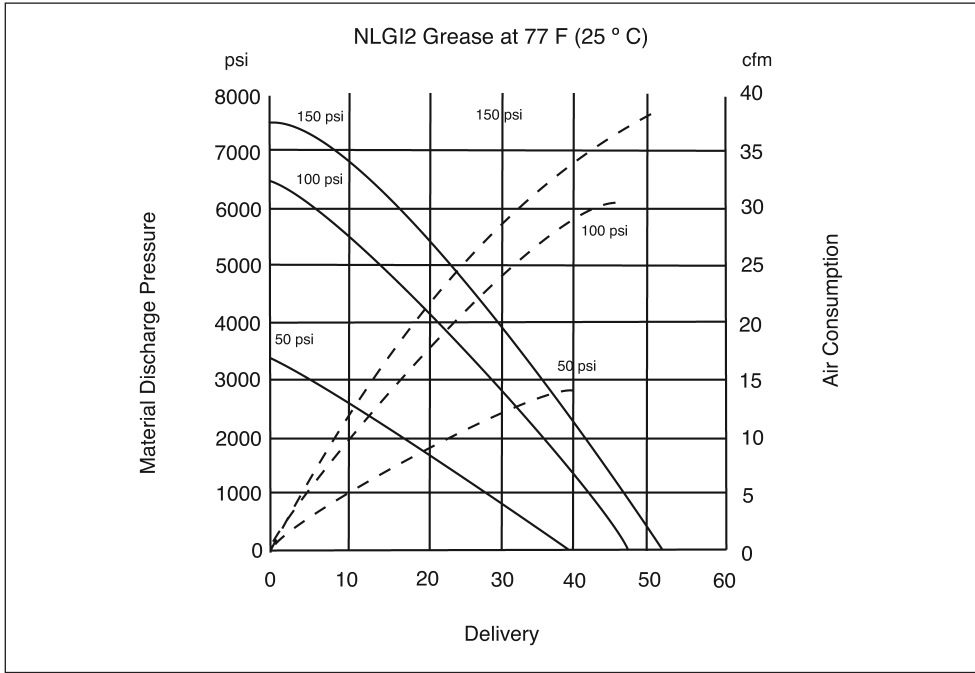
9920



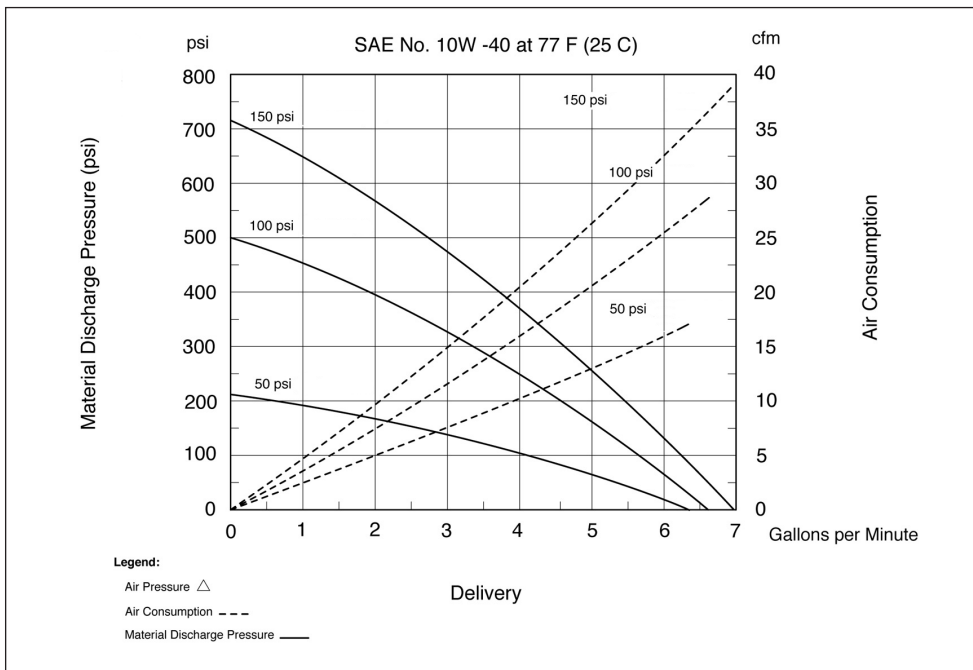
PUMP PERFORMANCE CHARTS

PUMP PERFORMANCE CURVES

9940, 9941, 9949



9960, 9968, 9969 series

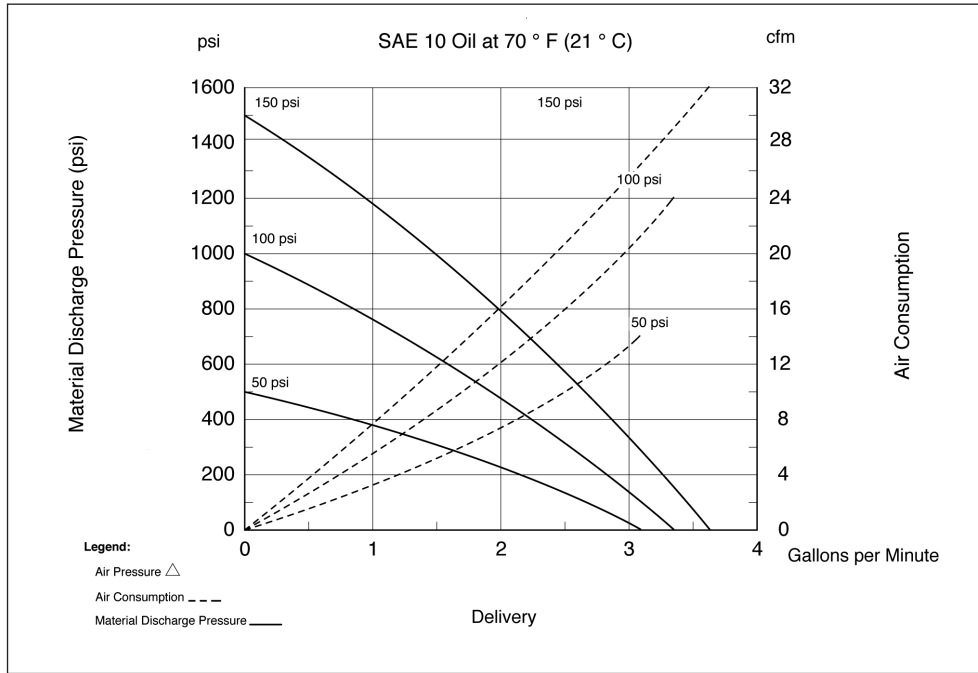




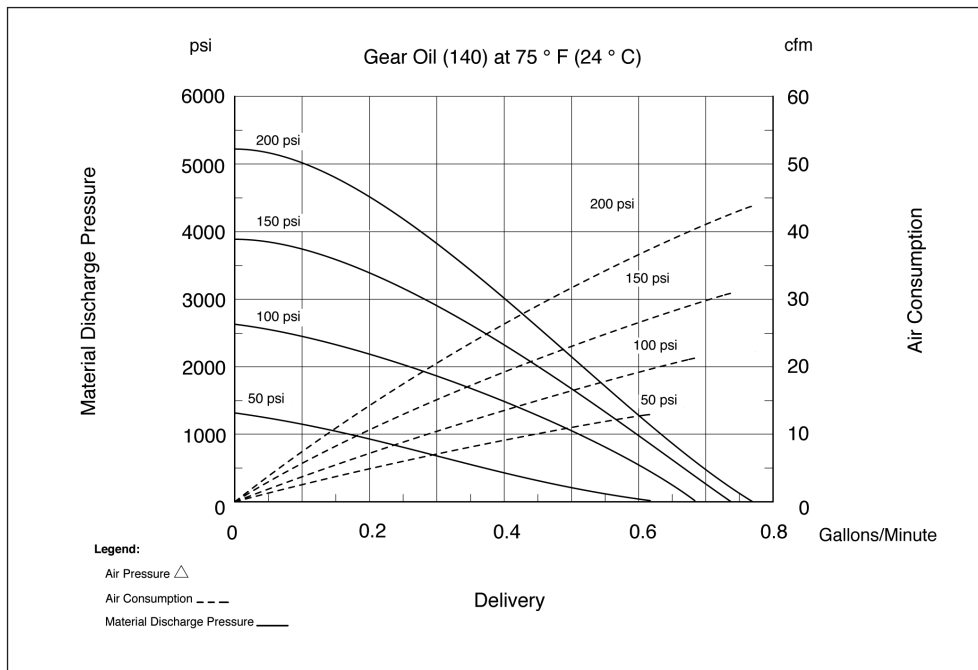
PUMP PERFORMANCE CHARTS

PUMP PERFORMANCE CURVES

9970 series



331571 series





500.....	10	1637-AS1.....	116	1921-AS3.....	117	3400.....	136
500-E.....	10	1637-B1.....	84, 107	1921-B.....	90	3530.....	9, 75
500-L.....	10	1638-B.....	86, 87	1921-S.....	91	3530-A.....	75
555.....	10	1641-AS.....	115	1922-AS2.....	117	3530-B.....	75
555-E.....	10	1641-AS1.....	116	1922-AS3.....	117	3530-C.....	74
575-A1.....	8	1641-B.....	84, 107	1922-B.....	90	3570-A.....	77
575-B1.....	8	1644-B.....	86	1922-S.....	91	3570-B.....	77
575-C1.....	8	1646-B1.....	93	1923-AS2.....	117	3571-A.....	77
575-D1.....	8	1648-B1.....	104	1923-AS3.....	117	3571-B.....	77
585-A1.....	8	1649-B.....	86, 87	1923-B.....	90	3572-A.....	77
585-B1.....	8	1650.....	101	1923-S.....	91	3572-B.....	77
585-C1.....	8	1650-AS.....	116	1940-B.....	106	3573-A.....	77
585-D1.....	8	1652-B.....	84	1952-A.....	92	3573-B.....	77
585-E1.....	8	1666.....	92	1958.....	86, 87	3579.....	77
585-F1.....	8	1669-B.....	86	1958-E.....	86	3580-A.....	119, 120
595-A.....	7, 9	1675-B.....	105	1961-AS2.....	117	3580-B.....	119, 120
595-B.....	7, 9	1680-AS.....	115	1961-AS3.....	117	3620-B.....	80
595-C.....	7, 9	1680-AS1.....	116	1961-B.....	90	3621.....	80
595-D.....	7, 9	1680-B.....	84	1961-S.....	91	3621-A.....	80
596-A.....	6	1684-B.....	86	1962-B.....	90	3621-B.....	80
596-B.....	6	1688-AS.....	116	1966-AS2.....	117	3622.....	80
596-C.....	6	1688-B.....	86, 87, 107	1966-AS3.....	117	3622-A.....	80
596-D.....	6	1692.....	101	1966-B.....	90	3624-C.....	80
1000-44.....	110	1692-AS.....	116	1966-S.....	91	3640-2.....	74
1000-88.....	110, 157, 159	1693.....	101	1968-AS2.....	117	3641-1.....	80
1001-44.....	111	1693-AS.....	116	1968-AS3.....	117	3641-2.....	74
1001-66.....	111	1698-B.....	84	1968-S.....	91	3641-B1.....	80
1001-86.....	111, 155, 156	1699.....	92	1969-AS2.....	117	3643-2.....	74
1001-88.....	111	1711-B.....	104	1969-AS3.....	117	3644-C1.....	80
1012-88.....	110	1720-B.....	89, 92	1969-B.....	90	3644-C2.....	74
1056-LE4.....	12	1722-B.....	93	1969-S.....	91	3645-C2.....	74
1056-S4.....	12	1723-B.....	89, 93	1984-AS1.....	116	3670.....	44, 73, 80, 158
1056-SE4.....	12	1724-B.....	89, 93	1992-B1.....	93	3670-B.....	73, 80
1452.....	99	1728-B.....	92	2103.....	94, 108	3671.....	44, 73, 80, 158
1480.....	111	1728-S.....	91	2105.....	94, 108	3671-A.....	80
1606-B.....	86, 87	1736-A.....	92	2106.....	94, 108	3671-B.....	73, 80, 127, 154
1607-AS.....	116	1743-B.....	92	2107.....	94, 108	3672.....	80
1607-B.....	86	1744-B1.....	93	2108.....	94, 108	3673.....	24, 73, 80
1608-B.....	92	1745-20GR001.....	143	2109.....	94, 108	3674-C.....	73, 80
1610-AS.....	116	1746-151.....	144	2364-1.....	107	3679.....	24, 36, 73, 81
1610-BL.....	86	1746-151X.....	144	2365-1.....	107	3685-A.....	76
1611-AS.....	116	1770-AS.....	116	2371.....	108	3685-B.....	76
1611-B.....	86, 87	1770-B1.....	85	2398-1.....	107	3685-F.....	76, 80, 157, 159
1612-AS.....	116	1792-AS.....	115	2741-4.....	39, 40, 48	3685-G.....	76, 80
1612-B.....	86, 87, 107, 109	1792-AS1.....	116	2742-4.....	39, 40, 48	3685-J.....	80
1613-AS.....	116	1792-B.....	85	2743-4.....	48	3685-M.....	76
1613-B.....	86, 87, 107	1795-B.....	106	3005.....	92	3686-1.....	80
1618-B.....	86	1814.....	100	3006.....	92	3686-B.....	76, 80
1620-B.....	86, 87	1815.....	99	3009.....	92	3690-C.....	76
1623-B.....	86, 87	1820-1.....	96	3010-B1.....	84	3691-C.....	76, 80
1627-B.....	88	1822-A1.....	96	3014-B.....	84	3692-C.....	76
1629-B.....	88	1823-1.....	96	3016.....	104	3693-C.....	76
1630-B1.....	93	1851.....	99	3018.....	104	3696-C.....	76
1631-B.....	104	1885.....	100	3019.....	92	4015-A4.....	11
1633.....	92	1911-AS.....	115	3036.....	100	4015-B4.....	11
1634.....	101	1911-AS1.....	116	3038-B.....	89, 92	4035.....	16
1634-B.....	101	1911-B1.....	84, 107	3053-B.....	89	5253.....	92
1637-AS.....	115	1921-AS2.....	117	3054-B.....	89	5253-1.....	92



5253-3.....	92	7149-A4.....	34	7608-1.....	138	8078-T.....	54
5254-1.....	93	7149-E4.....	34	7608-2.....	138	8079-A.....	61
5604-3.....	138, 140 , 141	7149-T.....	33 , 34	7608-B.....	138	8079-B.....	61
5606-3.....	140 , 141	7175-R4.....	31	7612-B.....	138	8079-C.....	61
5608-2.....	140	7181-4.....	33 , 34	7616-1.....	138	8079-D.....	61
5608-3.....	138, 140 , 141	7181-K.....	34	7624-A.....	138	8079-E.....	62
5612-2.....	140 , 141	7216-4.....	39	7730.....	30 , 163	8079-F.....	62
5644-2.....	140	7216-A4.....	39	7735.....	30	8080-A.....	59
5904-3.....	140	7216-B.....	39	7736.....	30 , 161	8080-B.....	59
5906-3.....	140	7216-S3.....	39	7783-A4.....	25 , 159	8080-C.....	60
5908-2.....	140	7222-B4.....	39 , 50	7783-C4.....	25 , 50	8080-D.....	60
5908-3.....	140	7260.....	64	7784-A4.....	30 , 48	8080-E.....	60
5912-2.....	140	7261.....	64	7785-A5.....	30 , 48, 156	8080-F.....	60
5916-2.....	140	7262-A.....	64	7785-B5.....	30 , 48	8080-G.....	60
6067-1.....	51 , 68, 82, 151	7262-B.....	64	7786-A5.....	30 , 48	8080-H.....	59
6135.....	109	7331.....	62	7786-C.....	30 , 48	8080-J.....	60
6136.....	109	7334-B.....	54	7793-A1.....	25	8081-A.....	58
6239.....	51 , 68, 82, 151	7334-C.....	55	7793-C.....	25 , 50	8081-B.....	58 , 154
6243-J3.....	13 , 18, 75	7334-D.....	61	7795-A5.....	30 , 48	8081-C.....	57
6243-J3E.....	13	7335-B.....	53	7795-B5.....	30 , 48	8081-D.....	58 , 154
6248-1.....	20	7335-C.....	55	7818-F5.....	48	8081-E.....	58
6268-2.....	14	7335-D.....	61	7835-SDTRI.....	40	8081-F.....	58
6278.....	51 , 68, 82, 151	7336-B.....	54	7836-C1.....	79	8081-G.....	58
6279.....	18	7336-C.....	54	7880-C1.....	39 , 50	8081-J.....	58
6304-B.....	18, 19, 78, 112	7336-D.....	62	7886-A5.....	40 , 48	8081-K.....	58
6304-C.....	49, 112	7337-C.....	56	7886-S5.....	40	8110-1916.....	69
6320-3.....	27, 31, 41, 75, 78 , 154, 155, 156	7338-B.....	63	7889-C.....	48	8110-2314.....	69
6320-A.....	78	7338-C.....	63	7936.....	24, 44, 139 , 155, 157, 158	8110-2318.....	69
6320-B.....	78	7340.....	59	7948.....	80	8110-2324.....	69
6438.....	78	7341.....	59 , 60	8051-I.....	64	8110-3116.....	69
6509-D.....	112	7342.....	60	8071-A.....	63	8120-2512.....	70
6509-E.....	112	7345.....	60	8071-B.....	63	8120-3112.....	70
6598-B.....	45	7346.....	60	8071-D.....	63	8120-3116.....	70
6615-G.....	33, 49	7350.....	64	8072-A.....	134	8120-3120.....	70
6616-G.....	33, 34, 49	7370.....	58	8072-B.....	134	8130-2520.....	71
6617-K.....	49	7371.....	51, 57 , 58, 68, 82, 151	8078-A.....	54	8130-2532.....	71
6638-B.....	18	7372.....	51, 58 , 68, 82, 151	8078-B.....	54 , 155, 156	8130-3916.....	71
6647.....	141	7373.....	58	8078-BBL.....	54	8301.....	42
6654-A.....	19	7492.....	24, 79	8078-BBK.....	54	8322.....	42 , 154
6679-J3.....	13 , 18	7498.....	79	8078-BW.....	54	8322-A.....	42 , 128
6679-J3E.....	13	7498-A.....	79	8078-C.....	53	8322-B.....	42
6703-B.....	19	7498-C.....	79 , 80	8078-D.....	44, 53 , 157, 158, 159	8322-C.....	42 , 133
6704-A.....	19	7504.....	139	8078-DBL.....	53	8322-D.....	42
6704-B.....	19	7506.....	139	8078-DBK.....	53	8323.....	42 , 128
6709-A4.....	45	7508.....	139	8078-DW.....	53	8323-A.....	42
6709-B4.....	45 , 46	7531-4.....	34	8078-E.....	54	8324.....	42
6713-4.....	33 , 34, 46	7531-A4.....	34	8078-F.....	54	8325.....	42 , 128
6764-4.....	51 , 68, 82, 151	7533-4.....	36	8078-FBL.....	54	8327.....	42
6777-5.....	33, 34, 150	7534-4.....	36	8078-FBK.....	54	8329.....	42
6778.....	20	7535-4.....	36	8078-FW.....	54	8340.....	42
6783.....	51 , 68, 82, 151	7537-4.....	35 , 46	8078-G.....	55	8422.....	132
6796.....	37	7538-4.....	35	8078-H.....	55	8423.....	132
6799.....	38	7539-4.....	35 , 46	8078-J.....	56	8424.....	135
7089.....	19	7542.....	51 , 68, 82, 151	8078-K.....	56	8540-A1.....	28
7117-1.....	36	7604-1.....	138	8078-L.....	56	8540-B.....	28
7118-1.....	35	7604-B.....	125, 127, 138	8078-M.....	54	8541-5.....	29
7149-4.....	33 , 34	7606-1.....	138	8078-N.....	55	8549-B1.....	28
		7606-B.....	138	8078-P.....	55	8549-C.....	28
				8078-R.....	56		



8550-A1.....	28, 155	9969-B.....	23, 157	304301.....	112	317860-1.....	51, 68, 82, 151
8553-2.....	29, 41	9970.....	23, 49, 50, 169	304810.....	102	317868-2.....	56
8559-B.....	28	9979.....	26, 47, 166	305859.....	110	317868-30.....	56, 58, 67
8568-A4.....	24, 49, 50	9979-A.....	26, 154	306586.....	51, 68, 82, 151	317868-50.....	60
8570-5.....	36	17831.....	111	306610.....	36	317869-50.....	60, 67
8571-5.....	36	34851.....	136	306722.....	75, 113	317870-50.....	54, 58, 66
8580.....	125	34852.....	136	306741.....	21, 35	317870-70.....	66
8586.....	126, 129	40996.....	111	307111.....	141	317870-80.....	59, 66
8586-A.....	126, 129	41531.....	51, 68, 75, 82, 151	307112.....	141	317874-30.....	54, 55, 58, 61, 66
8587-1.....	125	41729.....	110	307115.....	141	317874-50.....	54, 55, 58, 61, 66
8588.....	127, 129	42030.....	49, 112	307116.....	141	317875-10.....	66
8589.....	127	42030-A.....	19, 112	307925.....	110	317875-14.....	66
8589-A.....	127	42031-A.....	112	308730.....	9, 18, 19, 78, 112	317875-1F.....	66
8592.....	126	42159.....	110	308730-A.....	49, 112	317875-20.....	66
8595-A.....	128	42763.....	51, 68, 82, 151	308785.....	155, 156	317875-25.....	41, 66
8595-B.....	128	42802.....	51, 68, 82, 151	310428.....	33	317875-30.....	66
8595-C.....	128	43379.....	110	310912.....	108	317875-40.....	66
8700-A.....	32	43570-A2.....	145	313650.....	103	317875-50.....	66
8700-A1.....	32	43706.....	113	314150.....	112	317875-7.....	27, 66
8700-B.....	32	43716.....	113	314898.....	33, 46	317875-70.....	66
8700-B1.....	32	43718.....	113	316315-5.....	24, 27, 28, 36, 149	317876-2.....	54, 55, 61
8700-C.....	32	43748.....	113	317219.....	35	317876-5.....	30, 66
8700-C1.....	32	43760.....	110	317400.....	98	317878-10.....	66
8702-A.....	32	43761.....	109	317400-E.....	97	317878-50.....	66
8702-A1.....	32	43762.....	109	317803-25.....	67	317882-2.....	51, 54, 68, 82, 151
8702-B.....	32	44701.....	113	317803-3.....	67, 155, 156, 157	317882-7.....	30, 66, 155, 156
8702-B1.....	32	44734.....	110	317803-30.....	54, 56, 62, 67	317898-5.....	51, 68, 82, 151
8702-C.....	32	45120.....	97, 111	317803-40.....	58, 67	318040-4.....	28, 35, 46
8702-C1.....	32	46405.....	49	317803-50.....	54, 56, 58, 62, 67	319702.....	33, 112
9911-1.....	27, 166	47100.....	98	317803-7.....	67	319800-1.....	28
9911-A1.....	27	47100-E.....	97	317807-5F.....	67	320354.....	111
9911-C1.....	27	47200.....	98	317809-5F.....	36, 67	321203.....	36
9911-H1.....	27	47200-E.....	97	317811-100.....	51, 60, 68, 82, 151	321206.....	50, 51, 68, 82, 151
9911-HB1.....	27	47640.....	98	317811-15.....	67	321340.....	148, 154
9911-HC1.....	27	47703.....	110	317811-2.....	54, 56, 62	321620.....	103
9911-J.....	27	50491.....	105, 112	317811-5.....	30, 67, 159	321839.....	98
9911-R1.....	27	50500.....	98	317811-50.....	54, 58, 67	322120.....	112
9911-Z1.....	27	51185.....	105, 112	317811-80.....	60, 67	322434.....	33, 34, 49
9916-A1.....	23, 49, 50, 166	51219.....	49, 51, 68, 82	317813-1.....	51, 68, 82, 151	322593.....	39, 40, 48
9918-A.....	23, 49, 50, 167	51543.....	65	317813-100.....	51, 59, 68, 82, 151	322610.....	9
9920.....	23, 167	51888.....	110, 138, 155, 156, 157, 159	317813-15.....	66	323060.....	98
9930.....	26, 166	51891.....	111	317813-2.....	53, 55, 61, 66	323449-4.....	138, 139
9940.....	26, 27, 47, 168	51942.....	110	317813-25.....	66	323496-A4.....	27
9941.....	27, 168	51943.....	111, 113	317813-30.....	53, 56, 61, 66	323800-4.....	30, 45, 148
9949.....	26, 168	52752.....	27	317813-40.....	57	323847-4.....	25, 30, 45, 156
9950-1.....	26, 27	52797.....	110	317813-5.....	30, 66	324170.....	25, 30, 159
9950-A1.....	26, 155	53986.....	18	317813-50.....	53, 54, 57, 61, 66	324792-4.....	45
9950-C1.....	26	54269.....	18	317813-5F.....	24, 66, 157, 159	324970.....	102
9950-D1.....	26	54730.....	65	317813-7.....	24, 66	325540-1.....	14
9951-1.....	27, 166	54732.....	65	317813-80.....	51, 59, 68, 82, 151	325540-2.....	14
9951-S1.....	27	130552.....	110, 155, 156, 157, 159	317817-SF.....	34	325749.....	49
9951-T1.....	27	131000-T.....	102	317850-1.....	19, 51, 68, 82, 151	326314.....	99
9960.....	23, 45, 168	131586.....	111	317850-1F.....	18, 19	326432.....	47
9960-A.....	23, 157	170008.....	111	317850-2.....	18	326463-B1.....	47
9961-1.....	24	300805.....	102	317850-3.....	18	326750.....	24, 47
9968.....	23, 44, 45, 49, 50, 154, 158, 168	301980.....	19, 51, 68, 82, 151	317853-5.....	49	326750-B1.....	23, 25, 30, 47, 159
9968-A.....	23, 24	304300.....	49, 112	317854-10.....	49	326750-E1.....	47
		304300-A.....	19, 112	317854-5F.....	31, 49	327033.....	110, 138



327240.....	102	338382.....	98	339672-1.....	122	343098.....	81
327242.....	48	338550.....	126, 129	339683.....	47 , 129	343101.....	132
327247.....	48	338552.....	111	339684-18.....	66	343103.....	132
327690.....	48	338554.....	129	339812.....	9	343108.....	132
327899-3.....	75	338557.....	129	339841.....	113	343109.....	132
328030.....	56, 141 , 155, 157	338564.....	128	339948.....	135	343110.....	132
328031.....	141 , 156, 159	338685.....	129	340004.....	113	343111.....	132
328032.....	141	338801.....	46	340011.....	43	343113.....	133
328033.....	141	338802.....	26, 27, 28, 29, 46 , 155	340012.....	43	343115.....	133
328034.....	56, 141 , 155, 157	338803.....	35, 45, 46	340057.....	9	343117.....	133
328036.....	141	338804.....	30, 46	340062.....	9, 51 , 68, 75, 82, 151	343119.....	133
328037.....	141 , 156, 159	338825.....	35, 45, 46	340067.....	9	343120.....	135
328190-B4.....	49	338860.....	138 , 155, 157	340078.....	129	343121.....	135
328224.....	111	338862.....	138 , 156, 159	340080.....	122 , 123	343122.....	135
328245-4.....	35, 45	338911.....	26, 28, 46	340084.....	80	343123-1.....	135
328303-42.....	109	338912.....	30, 46 , 156	340180.....	75	343123-2.....	135
328435.....	111	338923.....	35, 46	340276.....	51 , 68, 82, 151	343123-3.....	135
328628.....	47	338958.....	27, 150	340289-1.....	129	343123-4.....	135
330766.....	102	338977.....	24, 46 , 148	340289-2.....	129	343124.....	135
330976.....	48	338978.....	122	340289-3.....	129	343125.....	135
331378-A1.....	28	338981.....	28, 45	340338.....	9	343129.....	122
331378-B1.....	28	338982.....	26, 27, 28, 45	340341.....	150	343137.....	131, 132
331378-E1.....	28	338983.....	27, 45	340349.....	51 , 68, 82, 151	343138.....	132
331378-F1.....	28	338984.....	26, 45	340558.....	32	343139.....	132
331378-H1.....	28	338991.....	28, 46	340741.....	51 , 68, 82, 151	343140.....	135
331380-A5.....	28	338992.....	26, 27, 28, 46	340911.....	9	343141.....	135
331380-B5.....	28	338993.....	27, 46	340912.....	9	343142.....	135
331380-E1.....	28	339005.....	122	340913.....	10	343143-2.....	134, 135
331380-M1.....	28	339006.....	122 , 123	340914.....	10	343151.....	9
331571-A5.....	41	339007.....	122	340915.....	10	343152.....	9
331571-B5.....	41	339084.....	80	340916.....	9	343153.....	9
331571-C5.....	41	339100.....	79	340989.....	32	343154.....	9
332912.....	65	339276.....	122	340992.....	32	343170.....	9
334850.....	148	339277-2.....	122	340993.....	32	343172.....	49 , 51
336551.....	109	339317.....	122	340994.....	32	343173.....	49 , 51
336575-B1.....	149	339318.....	122	340997.....	32	343183.....	131
336899.....	35, 149	339368.....	62	340998.....	32	343185.....	131
337437.....	65	339371.....	62	340999.....	32	343191.....	122 , 123
337665.....	27, 34, 46	339389.....	65	343000.....	121	343192.....	123
337729.....	34, 35, 45	339389-1.....	65	343000-1.....	121	343196.....	134
338145.....	24, 45	339389-2.....	65	343025.....	122	343200.....	43
338147-1.....	50	339538.....	65	343027.....	122	343201.....	43
338147-10.....	50	339539-30.....	63	343030-100.....	122	343210.....	123
338147-2.....	50	339539-50.....	66, 67	343030-25.....	122	343211.....	123
338147-3.....	50	339570.....	18	343030-250.....	122	343212.....	123
338147-4.....	50	339588.....	146	343030-50.....	122	343213.....	123
338147-7.....	50	339589.....	146	343030-500.....	122	343214.....	123
338147-8.....	50	339590.....	146	343067.....	122 , 123	343215.....	123
338147-9.....	50	339592.....	146	343068.....	122 , 123	343220-10.....	123
338163.....	26, 45	339594.....	146	343076.....	44 , 158	343220-100.....	123
338166.....	27, 29, 41, 45	339596.....	146	343077.....	44 , 158	343220-150.....	123
338246-3.....	50	339598.....	146	343084.....	28	343220-25.....	123
338246-5.....	50	339600.....	146	343085.....	28	343220-50.....	123
338315.....	122	339603.....	146	343090.....	81	343220-75.....	123
338362-4.....	50	339630-RD.....	108	343091.....	81	343222.....	123
338370-1.....	50	339630-VWH.....	108	343092.....	81	343230.....	123
338370-2.....	50	339634-50.....	60	343093.....	81	343235.....	123
338371.....	26, 27, 28, 29, 45 , 148	339661.....	30	343096.....	78	343259.....	81

343261.....	128	4730001720043.....	117	B408.....	21	BACFI9G-1L.....	117
343262.....	128	4730001720045.....	117	B412.....	45	BACFI9G-2.....	117
343274.....	128	4730001720046.....	117	B1610-BL.....	107	BACFI9G-2L.....	117
343283.....	49 , 128	4730001720047.....	117	B1611-B.....	107	BACFI9G-3.....	117
343289.....	9	4730001730049.....	116	B1613-B.....	107	BACFI9G-3L.....	117
343291.....	9	4730001730052.....	116	B1627-B.....	107	BSWA321.....	80
343303.....	138, 140, 141	4730001730058.....	116	B1629-B.....	107	C69.....	95
343312.....	119	4730002013243.....	117	B1637-BI.....	107	C600.....	15
343313.....	120	4730009725789.....	117	B1641-B.....	107	F100.....	15
343314.....	119	A112.....	112	B1688-B.....	107	F101.....	17
369518.....	103	A113.....	112	B1741-A.....	145	F103.....	17
369528.....	103	A336.....	105	B1911-BI.....	107	F104.....	17
369533.....	101	A359.....	105	B2103.....	107	F105.....	15
369545.....	93	A908-A.....	51 , 68, 82, 151	B2105.....	107	F106.....	17
369568.....	103	A1184.....	95	B2106.....	107	F401.....	37
369574.....	86 , 88	A1186.....	95	B2108.....	107	F403.....	36
369577.....	92	A1188.....	34, 95	B2109.....	107	F404.....	36
369582.....	89	A1190.....	95	B6238.....	20	F406.....	37
369583.....	103	ASI5001-IP.....	115	B6239.....	20 , 51	F7117.....	36
369586.....	113	ASI5001-IU.....	116	B6278.....	20	F331035.....	9 , 21
369591.....	92	ASI5001-2P.....	115	B6304-B.....	51 , 68, 82, 151	M1184.....	95
369593.....	98	ASI5001-2U.....	116	B6304-C.....	51 , 68, 82, 151	M336.....	105
369594.....	113	ASI5001-3P.....	115	B6509-D.....	51 , 68, 82, 151	MS-15001-1.....	115
369599.....	86 , 87	ASI5001-3U.....	116	B6509-E.....	51 , 68, 82, 151	MS-15001-2.....	115
369602.....	102	ASI5001-4P.....	115	B6638.....	18	MS-15001-3.....	115
369604.....	92	ASI5001-4U.....	116	B6638-A.....	18	MS-15001-4.....	115
369608.....	86 , 88	ASI5002-IP.....	115	B6647.....	141	MS-15002-1.....	115
369609.....	85	ASI5002-IU.....	116	B6652-A.....	19	MS-15002-3.....	116
369613.....	106	ASI5002-3P.....	116	B6703-A.....	19	MS-15003-1.....	116
369616.....	104	ASI5003-IP.....	116	B6783.....	20	MS-15003-2.....	116
369622.....	102	ASI5003-2P.....	116	B52750.....	14, 33, 65	MS-15003-3.....	116
380372-AI.....	47 , 157, 159	ASI5003-3P.....	116	B52751.....	65	MS-15003-4.....	116
380372-BI.....	47 , 155, 156	ASI5003-4P.....	116	B52752.....	14, 31, 41, 65	MS-15003-5.....	116
384847.....	47	ASI5003-5P.....	116	B306740.....	21	MS-15003-6.....	115
387390.....	158	ASI5003-6P.....	116	B308730.....	51 , 68, 82, 151	MS-15004-1.....	117
387771.....	146	ASI5004-1.....	117	B315790.....	107, 113	MS-15004-2.....	117
391421.....	51, 68, 82, 138, 139 , 151	ASI5004-2.....	117	B315791.....	107, 113	MS-15004-3.....	117
393539-157.....	134	ASI5004-3.....	117	B317850-I.....	18 , 19	MS-15005-1.....	117
393539-158.....	134	ASI5005-1.....	117	B321320.....	65 , 154	MS-15005-3.....	117
393629.....	27	ASI5005-3.....	117	B322610.....	21	MS-15005-4.....	117
393810-II.....	119 , 120	ASI5005-4.....	117	B328030.....	141 , 155	MS-15005-5.....	117
398726.....	112	ASI5005-5.....	117	B328034.....	141 , 155	MS-15006-1.....	116
398727.....	112	ASI5006-IP.....	116	B330070.....	112	MS-15006-2.....	116
4730000504203.....	115	ASI5006-2P.....	116	B330604.....	141	MS-15006-4.....	116
4730000504205.....	115	ASI5006-4P.....	116	B331107.....	65 , 155, 156	MS-15720-1.....	117
4730000504207.....	115	ASI5720-1.....	117	B334547-I.....	140, 141	MS-15720-2.....	117
4730000504208.....	116	ASI5720-2.....	117	B336770.....	20	MS-15720-3.....	117
4730001720001.....	115	ASI5720-3.....	117	B337595-AI.....	18	MS-15721-1.....	117
4730001720010.....	115	ASI5721-1.....	117	B337595-BI.....	18	MS-15721-3.....	117
4730001720015.....	116	ASI5721-3.....	117	B339800.....	80	MS-15721-4.....	117
4730001720022.....	116	ASI5721-4.....	117	BACFI9F-1LZ.....	116	MS-15721-5.....	117
4730001720025.....	116	ASI5721-5.....	117	BACFI9F-1Z.....	116	SWA274.....	155, 156, 157, 159
4730001720028.....	116	B154.....	112	BACFI9F-2LZ.....	116	VB942.....	105, 112
4730001720031.....	116	B200.....	20	BACFI9F-2Z.....	116	Z737.....	112
4730001720034.....	116	B201.....	20	BACFI9F-3LZ.....	116	Z741-A.....	99
4730001720040.....	117	B202.....	20	BACFI9F-3Z.....	116		
4730001720041.....	117	B203.....	20	BACFI9F-4LZ.....	116		
4730001720042.....	117	B205.....	20	BACFI9F-4Z.....	116		



NOTES



NOTES



NOTES



NOTES